

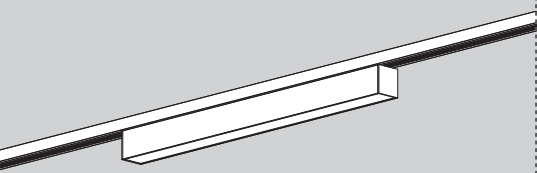
**INSTALLATION INSTRUCTION**  
**ISTRUZIONI DI MONTAGGIO**  
**INSTALLATIONSANLEITUNG**  
**INSTRUCTIONS D'INSTALLATION**  
**INSTRUCCIONES DE MONTAJE**

**POLARIS 20**  
**OPAL DIFFUSER**  
**MICRO 48V TRACK**

48V Low Voltage Track Lighting  
Lampada per binari a basso voltaggio 48V  
48V Low-Voltage-Schienensysteme Leuchten  
Éclairage de voie basse tension 48V  
Luminarias de pista de bajo voltage 48V

Art.

T676  
T677  
T678  
T679  
T680



Die Installation muss nach den gültigen Sicherheitsvorschriften durch einen konzessionierten Elektroinstallateur erfolgen.

L'installation doit être réalisée par un électricien qualifié en respectant les prescriptions en vigueur.

La instalación debe ser realizada por una persona cualificada y de acuerdo a la normativa vigente.

3. Use this light fixture at the rated voltage and frequency as indicated on the specification table.

Utilizzare questo apparecchio a tensione e frequenza indicate nella tabella.

Die Leuchte darf nur mit der angegebenen Spannung und Frequenz betrieben werden.

Respecter les prescriptions de tension et de fréquence indiquées dans le tableau final.

Utilice esta lámpara a la tensión y frecuencia indicadas en las instrucciones.

4. This installation manual must be retained by the person responsible for the installation and maintenance of the product.

Queste istruzioni di montaggio devono essere conservate dal responsabile dell'installazione e manutenzione dell'apparecchio.

Bewahren Sie diese Gebrauchsanweisung für den verantwortlichen Benutzer / Wartungstechniker auf.

Gardez cette instruction pour l'utilisateur / technicien de maintenance.

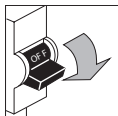
Estas instrucciones deben ser conservadas por el responsable de mantenimiento de la instalación.

**CAUTIONS**

**AVVERTENZE, WARNUNG**  
**PRECAUTIONS, PRECAUCIONES**

1. Switch-off the power supply before any installation and maintenance operations.  
Use only a two-pole switch

Staccare la linea elettrica prima dell'installazione e di ogni intervento di manutenzione.  
Utilizzare un interruttore bipolare



Die Stromzufuhr muss vor der Installation / Wartung ausgechaltet werden.  
Nur mit einem zweipoligen Stecker zu verwenden

Couper la source d'alimentation avant toute installation et opération d'entretien.  
Seulement utiliser avec un connecteur bipolaires

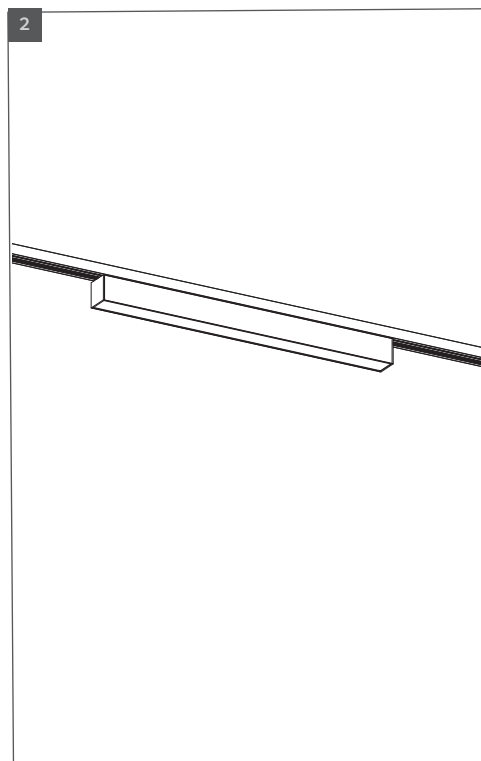
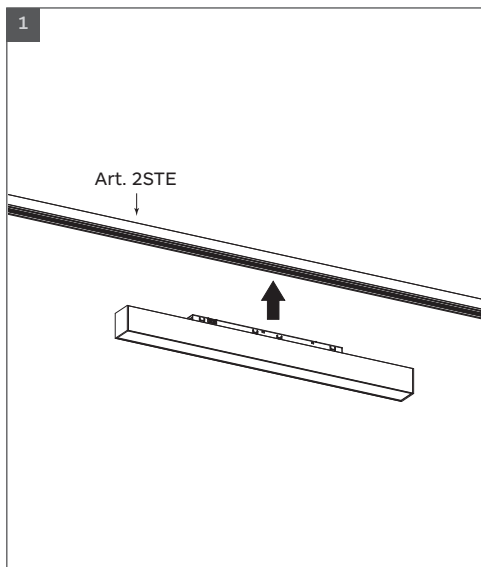
No efectuar la conexión de la lámpara con la tensión general activada.  
Usar un interruptor bipolar

2. Installation must be carried out only by qualified personnel according to safety norms and local regulations.

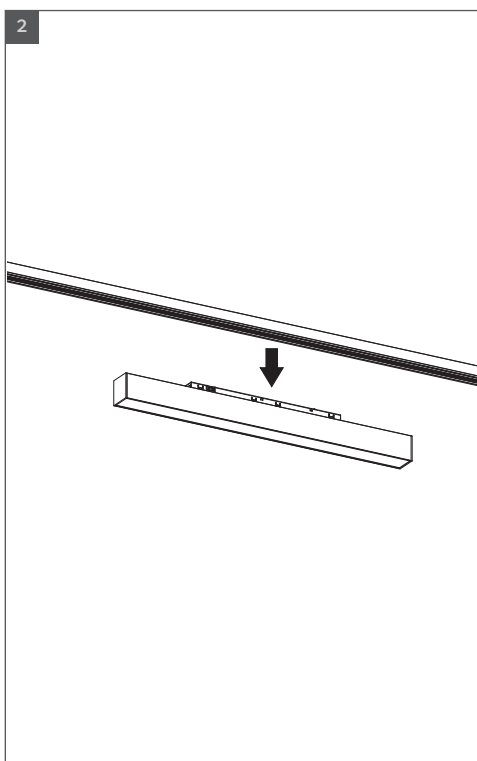
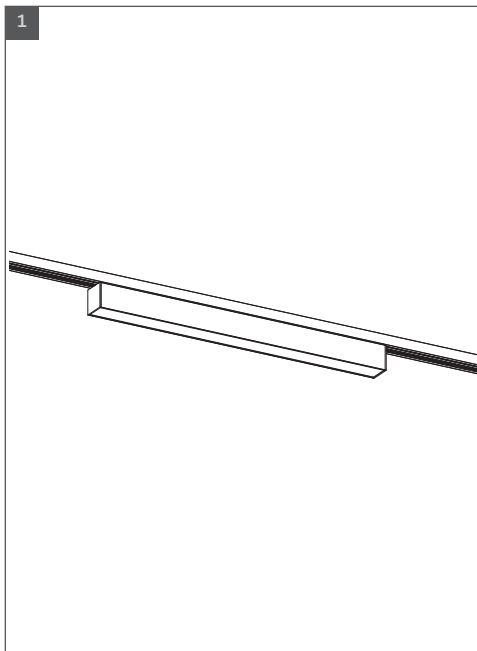
L'installazione deve essere effettuata da personale qualificato secondo la normativa elettrica vigente.

## INSTALLATION

INSTALLAZIONE, MONTAGE,  
INSTALLATION, INSTALACIÓN



## DISMOUNTING



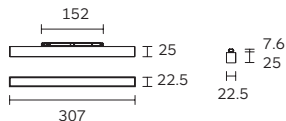
## MEASUREMENTS

DIMENSIONI, ABMESSUNGEN,  
DIMENSIONS, MEDIDAS

in mm

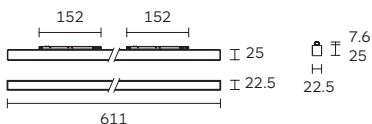
Polaris 20 Opal Diffuser

Art.: T676



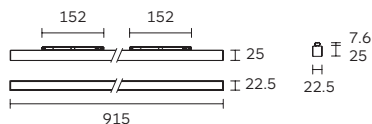
Polaris 20 Opal Diffuser

Art.: T677



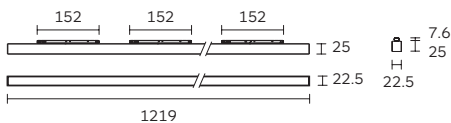
Polaris 20 Opal Diffuser

Art.: T678



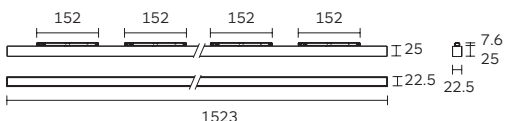
Polaris 20 Opal Diffuser

Art.: T679



Polaris 20 Opal Diffuser

Art.: T680



## SPECIFICATION

CARATTERISTICHE, BESCHREIBUNG,  
CARACTERISTIQUES, ESPECIFICACIONES

Art.	Max Wattage(W)	Voltage (V)	Lamp	Remarks	Class
<b>T676</b>	7.4	48	LED	*	
<b>T677</b>	15	48	LED	*	
<b>T678</b>	22	48	LED	*	
<b>T679</b>	30	48	LED	*	
<b>T680</b>	37	48	LED	*	

\* LED and LED driver included.  
LED e alimentatore compresi.  
Inklusive LED und LED Driver.  
LED et driver LED inclus.  
LED y alimentador incluidos.

For LED replacement, please contact us.  
Per rimpiazzare il LED, la preghiamo di contattarci.  
Pour le remplacement de LED, s'il vous plait contactez-nous.  
Zum Austausch des LEDs, bitte setzen Sie in Verbindung mit uns.  
Para reemplazar el LED, por favor contacte con nosotros.





## formalighting

### **Forma Lighting (Italia) S.r.l.**

T: (+39) 02 9354 0300  
F: (+39) 02 9343 5117  
E: [formaitalia@formalighting.it](mailto:formaitalia@formalighting.it)

Address: Via Europa, 35/A  
20005 Pogliano Mil.se MI

### **Forma Lighting (HK) Ltd.**

T: (+852) 2516 6500  
F: (+852) 2516 6525  
E: [forma@forma.com.hk](mailto:forma@forma.com.hk)

Address: Room 4, 5/F.,  
Eastern Harbour Centre  
28 Hoi Chak Street  
Quarry Bay, Hong Kong

