

Microline

7 x 5 Flex Dotless
Side Bend | Top Bend

Microline 7 x 5 Flex Dotless

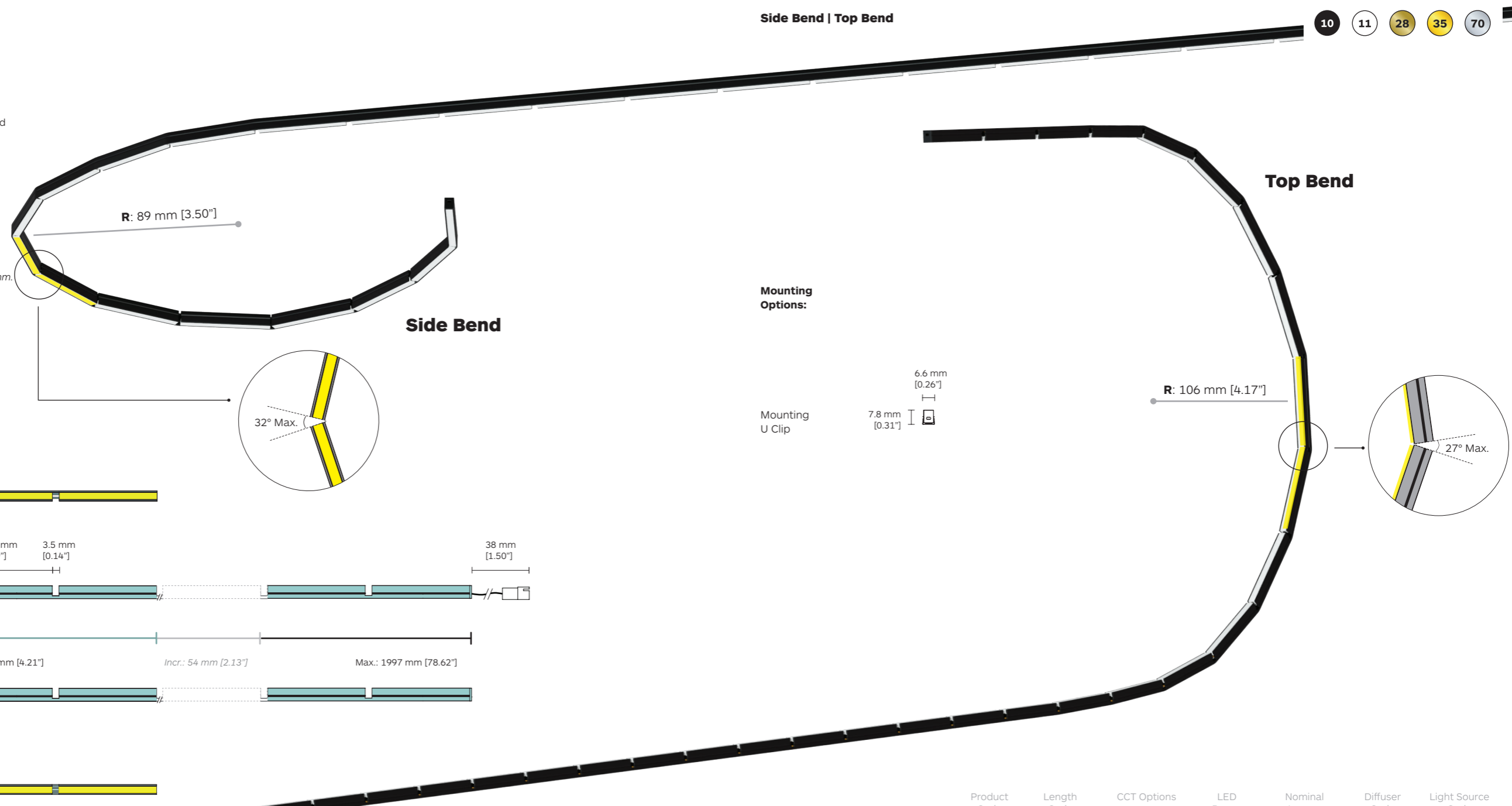
Side Bend | Top Bend



Microline Flex Dotless measuring at 7 x 5 mm and available in 54 mm increments with a maximum bend of 32°, it provides a variety of options for creating a curved surface minimum of R89 mm*.

This flexible feature allows it to conform to the curves of its placement surface, resulting in uninterrupted light distribution throughout the entire space.



*Top bend version with maximum bend 27° for each section, with a minimum radius of 106 mm.



Side Bend: GFS1 / CFS1



GFS1 / GFT1 with connectors



CFS1 / CFT1 with flying leads



Top Bend: GFT1 / CFT1



Mounting Accessories:

- Mounting U Clip
Mounting options are included.

LED Sources:

High Rendering:
CRI: 95 | CCT: 2700K, 3000K, 3500K, 4000K
Other power and CCT options available on request.

- 10 - Black
- 11 - White
- 28 - Brass Polished
- 35 - Gold
- 70 - Aluminium

CRI 95
High Rendering

Microline 7 x 5 Flex Side Bend Dotless

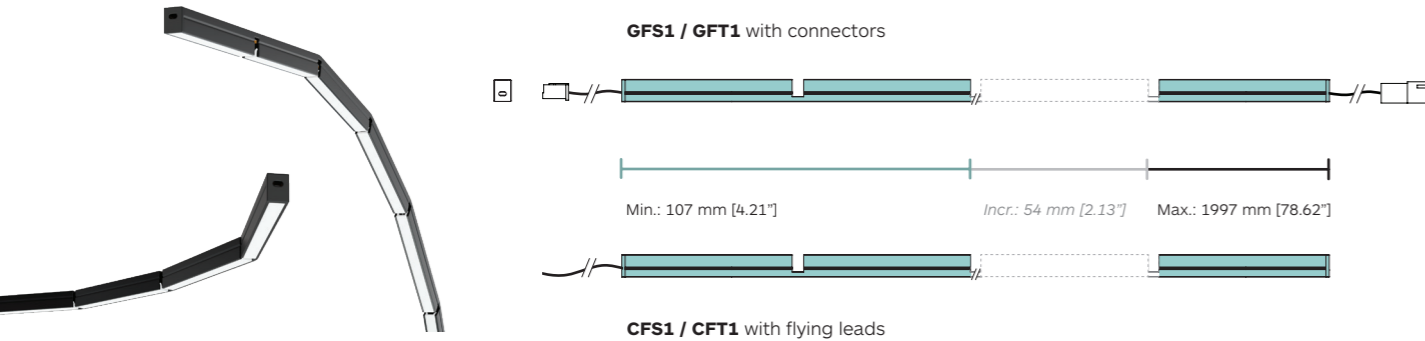
Microline 7 x 5 Flex Top Bend Dotless

Product Code	Length Code	CCT Options	LED Power	Nominal Lumen	Diffuser Code	Light Source Code
GFS1	Min. 0107	27 2700K	14W/m	1200 lm/m	RD	3R
CFS1	⋮	30 3000K		1300 lm/m		
GFT1	Max. 1997	35 3500K		1360 lm/m		
CFT1		40 4000K		1390 lm/m		

RD = Opal rigid diffuser.

Microline 7 x 5 Flex Dotless | 14W/m

GFS1 / CFS1 | GFT1 / CFT1



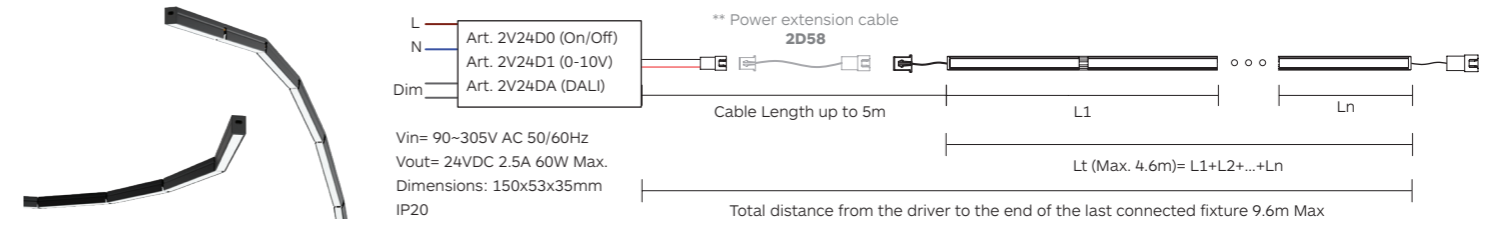
Driver Options

Constant Voltage



Microline 7x5 Flex Dotless | GFS1 / GFT1

2V24 Constant Voltage LED Driver. 1 Driver for Maximum 4.6m long fixtures.



Available length codes ¹

No. of Links	LED Power	Length Code	Length in mm	Length in inches	Nominal Lumen	No. of Links	LED Power	Length code	Length in mm	Length in inches	Nominal Lumen
2	1.26 W	0107	107	4.21	116 lm	20	12.6 W	1079	1079	42.48	1160 lm
3	1.89 W	0161	161	6.34	174 lm	21	13.23 W	1133	1133	44.61	1218 lm
4	2.52 W	0215	215	8.46	232 lm	22	13.86 W	1187	1187	46.73	1276 lm
5	3.15 W	0269	269	10.59	290 lm	23	14.49 W	1241	1241	48.86	1334 lm
6	3.78 W	0323	323	12.72	348 lm	24	15.12 W	1295	1295	50.98	1392 lm
7	4.41 W	0377	377	14.84	406 lm	25	15.75 W	1349	1349	53.11	1450 lm
8	5.04 W	0431	431	16.97	464 lm	26	16.38 W	1403	1403	55.24	1508 lm
9	5.67 W	0485	485	19.09	522 lm	27	17.01 W	1457	1457	57.36	1566 lm
10	6.3 W	0539	539	21.22	580 lm	28	17.64 W	1511	1511	59.49	1624 lm
11	6.93 W	0593	593	23.35	638 lm	29	18.27 W	1565	1565	61.61	1682 lm
12	7.56 W	0647	647	25.47	696 lm	30	18.9 W	1619	1619	63.74	1740 lm
13	8.19 W	0701	701	27.60	754 lm	31	19.53 W	1673	1673	65.87	1798 lm
14	8.82 W	0755	755	29.72	812 lm	32	20.16 W	1727	1727	67.99	1856 lm
15	9.45 W	0809	809	31.85	870 lm	33	20.79 W	1781	1781	70.12	1914 lm
16	10.08 W	0863	863	33.98	928 lm	34	21.42 W	1835	1835	72.24	1972 lm
17	10.71 W	0917	917	36.10	986 lm	35	22.05 W	1889	1889	74.37	2030 lm
18	11.34 W	0971	971	38.23	1044 lm	36	22.68 W	1943	1943	76.50	2088 lm
19	11.97 W	1025	1025	40.35	1102 lm	37	23.31 W	1997	1997	78.62	2146 lm

Notes:

¹ Information in the chart above is related to 3000K LED.

Microline

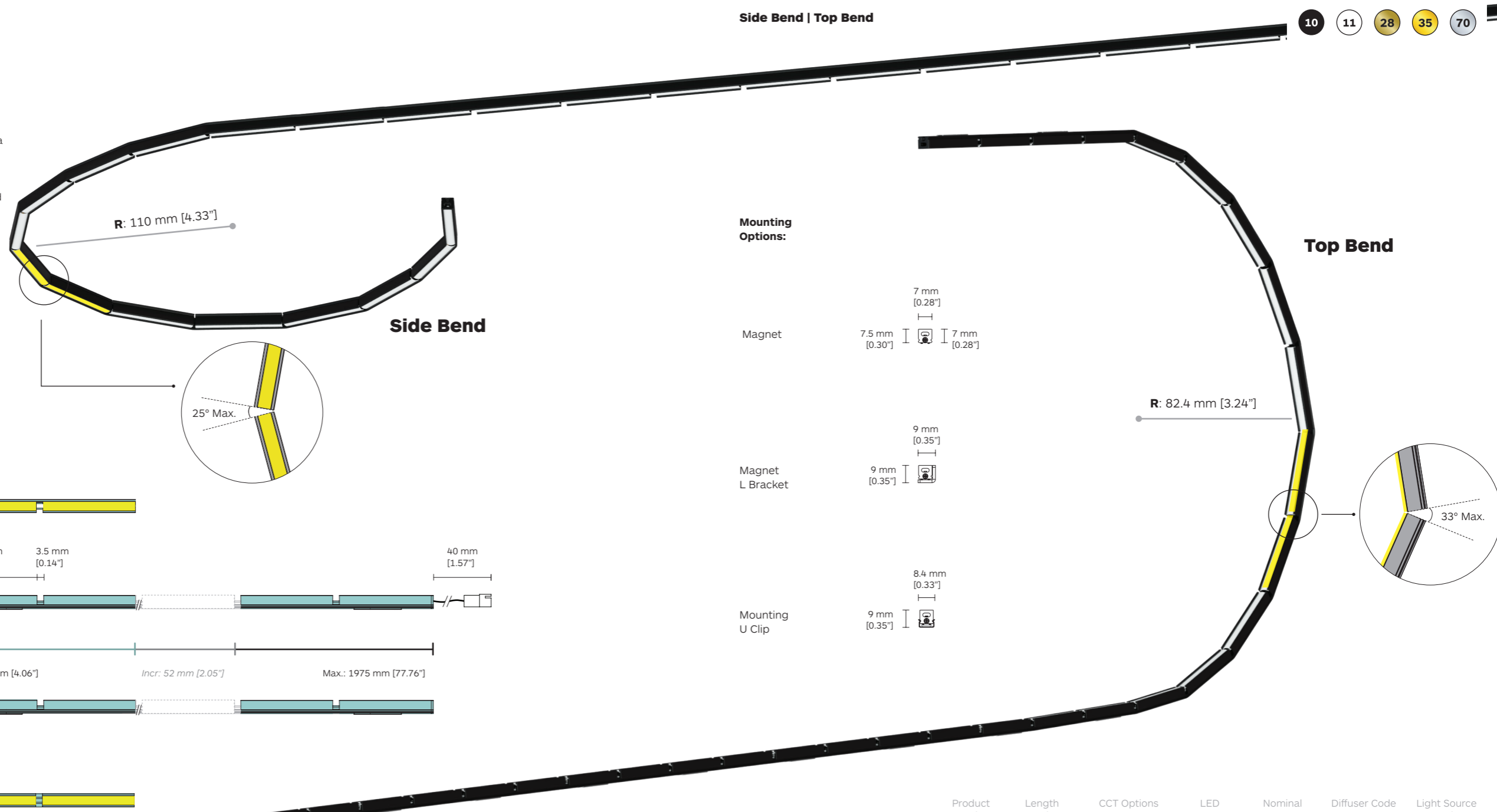
7 x 7 Flex Side Bend | Top Bend

Microline 7 x 7 Flex offers the same unrivalled features and performance as its straight counterpart, but with a curvable design.

Available in 52 mm increments, with a maximum bend 25°, it creates a variety of options for creating a curved surface minimum of R110 mm*.

This versatility sees it blend seamlessly into any environment, whether it be a curved wall, bar counter, column, ceiling, or other unique design applications.

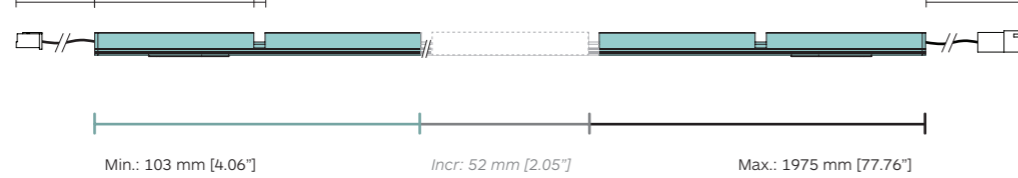
*Top bend version with maximum bend 33° for each section, with a minimum radius of 82.4 mm.



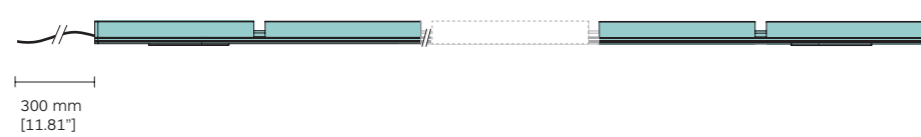
Side Bend: GFS2 / CFS2



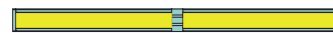
GFS2 / GFT2 with connectors



CFS2 / CFT2 with flying leads



Top Bend: GFT2 / CFT2





Microline 7 x 7 Flex

Side Bend | Top Bend

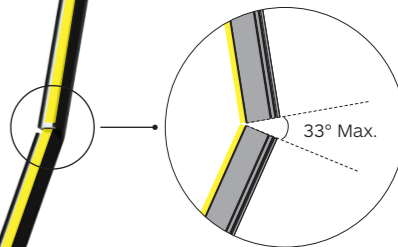


Mounting Options:



Top Bend

R: 82.4 mm [3.24\"/>



- 10 - Black
- 11 - White
- 28 - Brass Polished
- 35 - Gold
- 70 - Aluminium

Mounting Accessories:

- Integrated Magnets
 - Magnet L Bracket
 - Mounting U Clip
- Mounting options are included.

LED Sources:

High Rendering:
CRI: 97 | CCT: 2700K, 3000K, 3500K, 4000K
Other power and CCT options available on request.

CRI 97
High Rendering

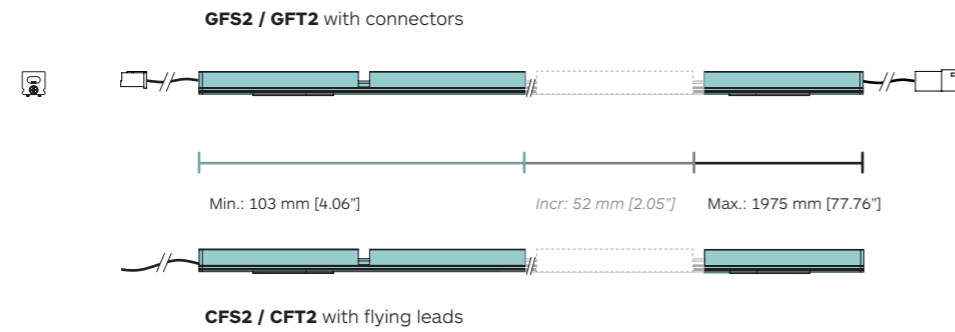
Microline 7 x 7 Flex
Side Bend

Product Code	Length Code	CCT Options	LED Power	Nominal Lumen	Diffuser Code	Light Source Code
GFS2	Min. 0103	27 2700K	16W/m	1526 lm/m	OD / TD / RD	00
CFS2	⋮	30 3000K		1614 lm/m		
GFT2	Max. 1975	35 3500K		1636 lm/m		
CFT2		40 4000K		1658 lm/m		

OD = Opal diffuser. TD = Transparent lenticular diffuser. RD = Opal rigid diffuser.

Microline 7 x 7 Flex | 16W/m

GFS2 / CFS2 | GFT2 / CFT2



Available length codes ¹

No. of Links	LED Power	Length Code	Length in mm	Length in inches	Nominal Lumen	No. of Links	LED Power	Length code	Length in mm	Length in inches	Nominal Lumen
2	1.44 W	0103	103	4.06	146 lm	21	15.12 W	1091	1091	42.95	1533 lm
3	2.16 W	0155	155	6.10	219 lm	22	15.84 W	1143	1143	45.00	1606 lm
4	2.88 W	0207	207	8.15	292 lm	23	16.56 W	1195	1195	47.05	1679 lm
5	3.6 W	0259	259	10.20	365 lm	24	17.28 W	1247	1247	49.09	1752 lm
6	4.32 W	0311	311	12.24	438 lm	25	18 W	1299	1299	51.14	1825 lm
7	5.04 W	0363	363	14.29	511 lm	26	18.72 W	1351	1351	53.19	1898 lm
8	5.76 W	0415	415	16.34	584 lm	27	19.44 W	1403	1403	55.24	1971 lm
9	6.48 W	0467	467	18.39	657 lm	28	20.16 W	1455	1455	57.28	2044 lm
10	7.2 W	0519	519	20.43	730 lm	29	20.88 W	1507	1507	59.33	2117 lm
11	7.92 W	0571	571	22.48	803 lm	30	21.6 W	1559	1559	61.38	2190 lm
12	8.64 W	0623	623	24.53	876 lm	31	22.32 W	1611	1611	63.43	2263 lm
13	9.36 W	0675	675	26.57	949 lm	32	23.04 W	1663	1663	65.47	2336 lm
14	10.08 W	0727	727	28.62	1022 lm	33	23.76 W	1715	1715	67.52	2409 lm
15	10.8 W	0779	779	30.67	1095 lm	34	24.48 W	1767	1767	69.57	2482 lm
16	11.52 W	0831	831	32.72	1168 lm	35	25.2 W	1819	1819	71.61	2555 lm
17	12.24 W	0883	883	34.76	1241 lm	36	25.92 W	1871	1871	73.66	2628 lm
18	12.96 W	0935	935	36.81	1314 lm	37	26.64 W	1923	1923	75.71	2701 lm
19	13.68 W	0987	987	38.86	1387 lm	38	27.36 W	1975	1975	77.76	2774 lm
20	14.4 W	1039	1039	40.91	1460 lm						

Notes:

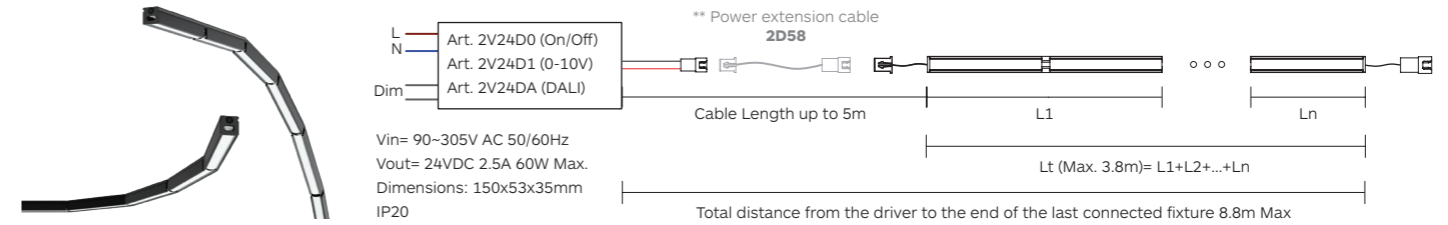
¹ Information in the chart above is related to 3000K LED.

Driver Options

Constant Voltage

Microline 7x7 Flex | GFS2 / GFT2

2V24 Constant Voltage LED Driver. 1 Driver for Maximum 3.8m long fixtures.



Microline

7 x 7 Flex Corner Side Bend

Microline Flex Corner measures 7x7 mm, specifically designed to fit in the corner with a curvable design.

Available in 48.5mm increments, with a maximum bendable 25° it provides a variety of options for creating a curved surface down to R110 mm. The corner design tilts the light beams up at an angle, allowing for customized lighting effects. Its versatile design blends seamlessly into any environment.



Mounting Accessories::

- Magnet L Bracket
 - Mounting U Clip
- Mounting options are included.*

LED Sources:

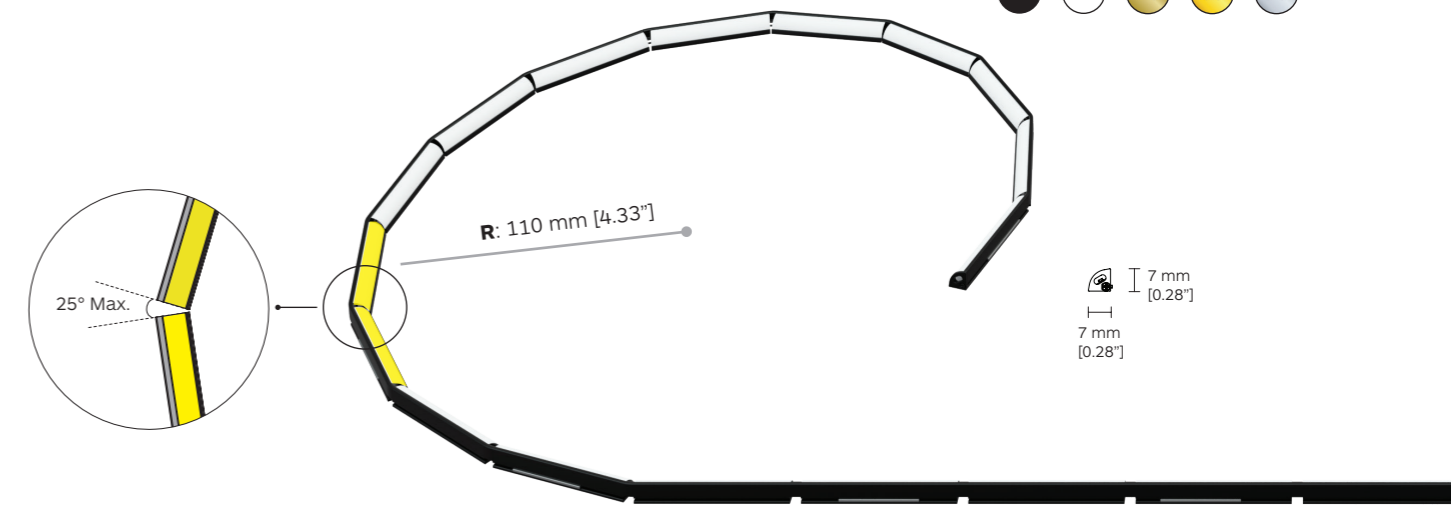
High Rendering:
CRI: 97 | CCT: 2700K, 3000K, 3500K, 4000K
Other power and CCT options available on request.

- 10 - Black
- 11 - White
- 28 - Brass Polished
- 35 - Gold
- 70 - Aluminium

Microline 7 x 7 Flex Corner



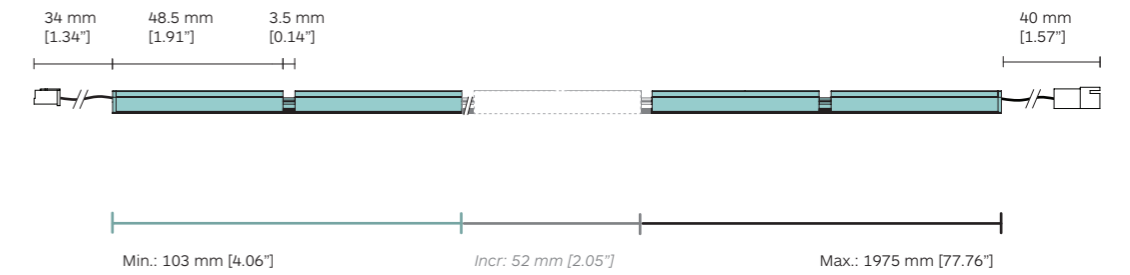
Side Bend



Mounting Options:

- 9 mm [0.35"] Magnet L Bracket
- 8.4 mm [0.33"] Mounting U Clip
- 9 mm [0.35"]
- 8.9 mm [0.35"]

GFS3 with connectors



CFS3 with flying leads

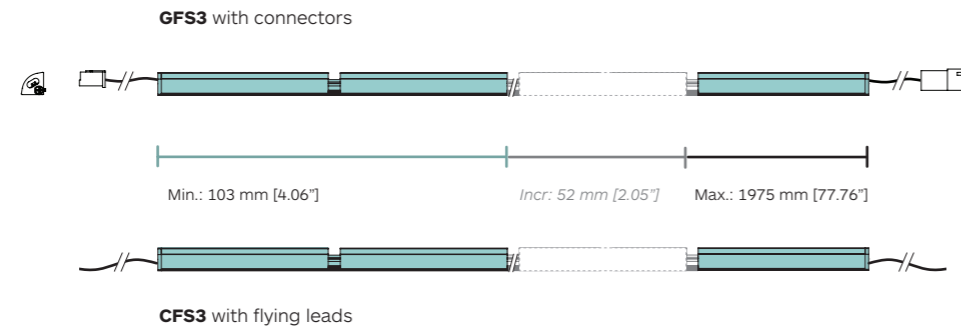


	Product Code	Length Code	CCT Options	LED Power	Nominal Lumen	Diffuser Code	Light Source Code
CRI 97 High Rendering	Microline 7 x 7 Corner Flex	GFS3	Min. 0103	2700K	16W/m	1526 lm/m	OD / TD
		CFS3	⋮	3000K		1614 lm/m	00
			Max. 1975	3500K		1636 lm/m	
				4000K		1658 lm/m	

OD = Opal diffuser. TD = Transparent lenticular diffuser.

Microline 7 x 7 Flex Corner | 16W/m

GFS3 / CFS3

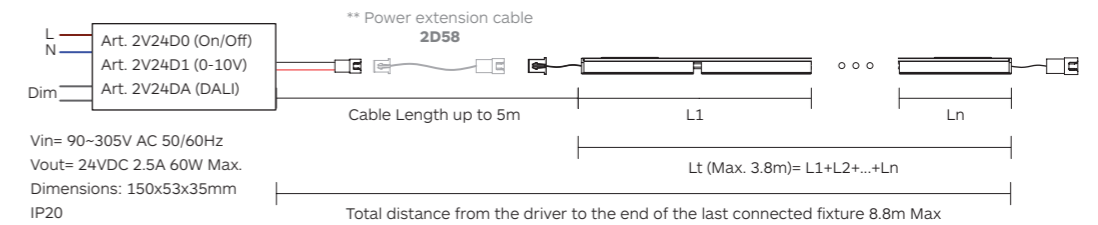


Driver Options

Constant Voltage

Microline 7x7 Flex Corner | GFS3

2V24 Constant Voltage LED Driver. 1 Driver for Maximum 3.8m long fixtures.



Available length codes ¹

No. of Links	LED Power	Length Code	Length in mm	Length in inches	Nominal Lumen	No. of Links	LED Power	Length code	Length in mm	Length in inches	Nominal Lumen
2	1.44 W	0103	103	4.06	146 lm	21	15.12 W	1091	1091	42.95	1533 lm
3	2.16 W	0155	155	6.10	219 lm	22	15.84 W	1143	1143	45.00	1606 lm
4	2.88 W	0207	207	8.15	292 lm	23	16.56 W	1195	1195	47.05	1679 lm
5	3.6 W	0259	259	10.20	365 lm	24	17.28 W	1247	1247	49.09	1752 lm
6	4.32 W	0311	311	12.24	438 lm	25	18 W	1299	1299	51.14	1825 lm
7	5.04 W	0363	363	14.29	511 lm	26	18.72 W	1351	1351	53.19	1898 lm
8	5.76 W	0415	415	16.34	584 lm	27	19.44 W	1403	1403	55.24	1971 lm
9	6.48 W	0467	467	18.39	657 lm	28	20.16 W	1455	1455	57.28	2044 lm
10	7.2 W	0519	519	20.43	730 lm	29	20.88 W	1507	1507	59.33	2117 lm
11	7.92 W	0571	571	22.48	803 lm	30	21.6 W	1559	1559	61.38	2190 lm
12	8.64 W	0623	623	24.53	876 lm	31	22.32 W	1611	1611	63.43	2263 lm
13	9.36 W	0675	675	26.57	949 lm	32	23.04 W	1663	1663	65.47	2336 lm
14	10.08 W	0727	727	28.62	1022 lm	33	23.76 W	1715	1715	67.52	2409 lm
15	10.8 W	0779	779	30.67	1095 lm	34	24.48 W	1767	1767	69.57	2482 lm
16	11.52 W	0831	831	32.72	1168 lm	35	25.2 W	1819	1819	71.61	2555 lm
17	12.24 W	0883	883	34.76	1241 lm	36	25.92 W	1871	1871	73.66	2628 lm
18	12.96 W	0935	935	36.81	1314 lm	37	26.64 W	1923	1923	75.71	2701 lm
19	13.68 W	0987	987	38.86	1387 lm	38	27.36 W	1975	1975	77.76	2774 lm
20	14.4 W	1039	1039	40.91	1460 lm						

Notes:

¹ Information in the chart above is related to 3000K LED.

Microline

8 x 7 Flex Dotless Side Bend | Top Bend

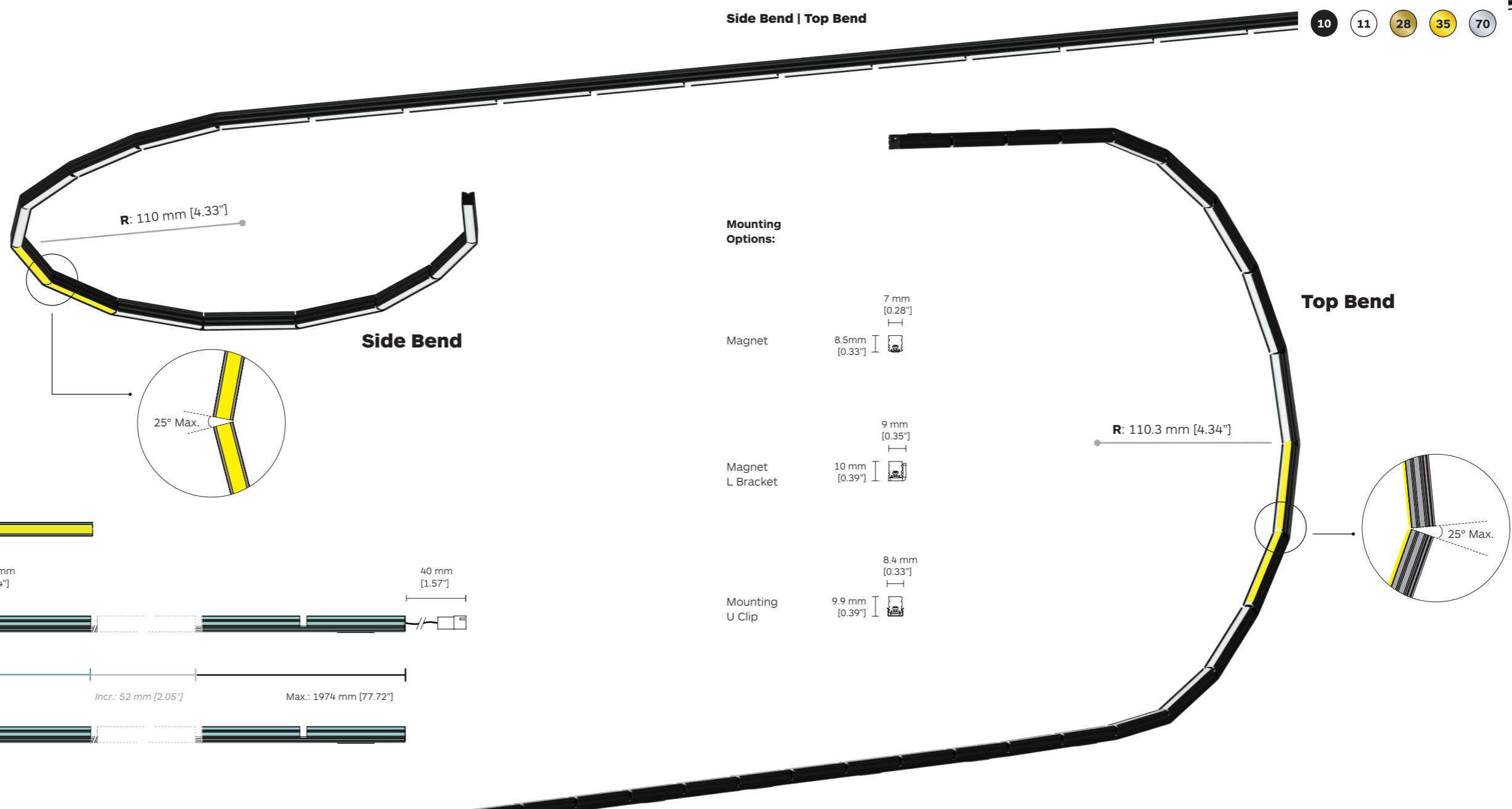
Microline Flex Dotless measures 8 x 7 mm, available in 52 mm increments, with a maximum bend of 25°, it provides a variety of options for designing curved surfaces down to R110 mm*.

Flex Dotless can seamlessly blend into any environment, whether it be a curved wall, bar counter, column, ceiling, or other unique design features. It does so by conforming to the curves of its placement surface, casting uninterrupted light distribution throughout the entire space.



Microline 8 x 7 Flex Dotless

Side Bend | Top Bend



Side Bend: GFS4 / CFS4



34 mm [1.34"] 48.5 mm [1.91"] 3.5 mm [0.14"]

40 mm [1.57"]

GFS4 / GFT4 with connectors



Min.: 102 mm [4.02"] Incr.: 52 mm [2.05"] Max.: 1974 mm [77.72"]

CFS4 / CFT4 with flying leads



300 mm [11.81"]

Top Bend: GFT4 / CFT4



- 10 - Black
- 11 - White
- 28 - Brass Polished
- 35 - Gold
- 70 - Aluminium

Mounting Accessories:

- Integrated Magnets
 - Magnet L Bracket
 - Mounting U Clip
- Mounting options are included.

LED Sources:

High Rendering:
CRI: 97 | CCT: 2700K, 3000K, 3500K, 4000K
Other power and CCT options available on request.

CRI 97
High Rendering

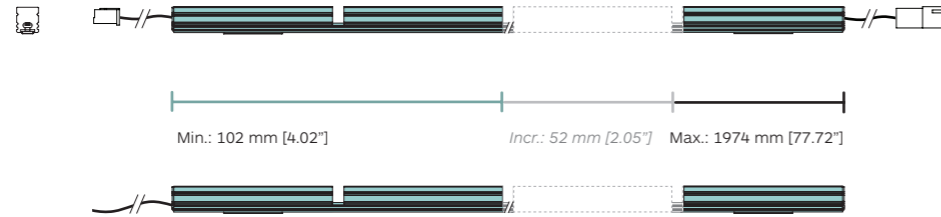
Microline 8 x 7 Flex Side Bend Dotless

Product Code	Length Code	CCT Options	LED Power	Nominal Lumen	Diffuser Code	Light Source Code
GFS4	Min. 0102	27 2700K	16W/m	1526 lm/m	RD	00
CFS4	⋮	30 3000K		1614 lm/m		
GFT4	Max. 1974	35 3500K		1636 lm/m		
CFT4		40 4000K		1658 lm/m		

RD = Opal rigid diffuser.

Microline 8 x 7 Flex Dotless | 16W/m

GFS4 / CFS4 | GFT4 / CFT4



Available length codes ¹

No. of Links	LED Power	Length Code	Length in mm	Length in inches	Nominal Lumen
2	1.44 W	0102	102	4.02	146 lm
3	2.16 W	0154	154	6.06	219 lm
4	2.88 W	0206	206	8.11	292 lm
5	3.6 W	0258	258	10.16	365 lm
6	4.32 W	0310	310	12.20	438 lm
7	5.04 W	0362	362	14.25	511 lm
8	5.76 W	0414	414	16.30	584 lm
9	6.48 W	0466	466	18.35	657 lm
10	7.2 W	0518	518	20.39	730 lm
11	7.92 W	0570	570	22.44	803 lm
12	8.64 W	0622	622	24.49	876 lm
13	9.36 W	0674	674	26.54	949 lm
14	10.08 W	0726	726	28.58	1022 lm
15	10.8 W	0778	778	30.63	1095 lm
16	11.52 W	0830	830	32.68	1168 lm
17	12.24 W	0882	882	34.72	1241 lm
18	12.96 W	0934	934	36.77	1314 lm
19	13.68 W	0986	986	38.82	1387 lm
20	14.4 W	1038	1038	40.87	1460 lm
21	15.12 W	1090	1090	42.91	1533 lm
22	15.84 W	1142	1142	44.96	1606 lm
23	16.56 W	1194	1194	47.01	1679 lm
24	17.28 W	1246	1246	49.06	1752 lm
25	18 W	1298	1298	51.10	1825 lm
26	18.72 W	1350	1350	53.15	1898 lm
27	19.44 W	1402	1402	55.20	1971 lm
28	20.16 W	1454	1454	57.24	2044 lm
29	20.88 W	1506	1506	59.29	2117 lm
30	21.6 W	1558	1558	61.34	2190 lm
31	22.32 W	1610	1610	63.39	2263 lm
32	23.04 W	1662	1662	65.43	2336 lm
33	23.76 W	1714	1714	67.48	2409 lm
34	24.48 W	1766	1766	69.53	2482 lm
35	25.2 W	1818	1818	71.57	2555 lm
36	25.92 W	1870	1870	73.62	2628 lm
37	26.64 W	1922	1922	75.67	2701 lm
38	27.36 W	1974	1974	77.72	2774 lm

Notes:

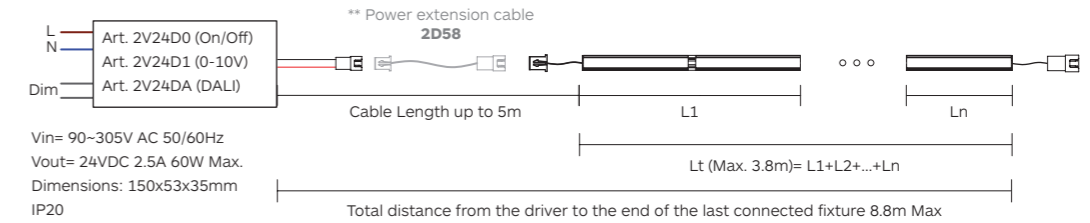
¹ Information in the chart above is related to 3000K LED.

Driver Options

Constant Voltage

Microline 8x7 Flex Dotless | GFS4 / GFT4

2V24 Constant Voltage LED Driver. 1 Driver for Maximum 3.8m long fixtures



Microline

10 x 6 Flex Side Bend | Top Bend

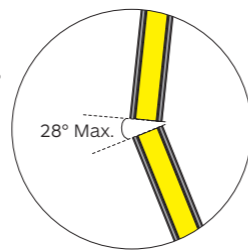
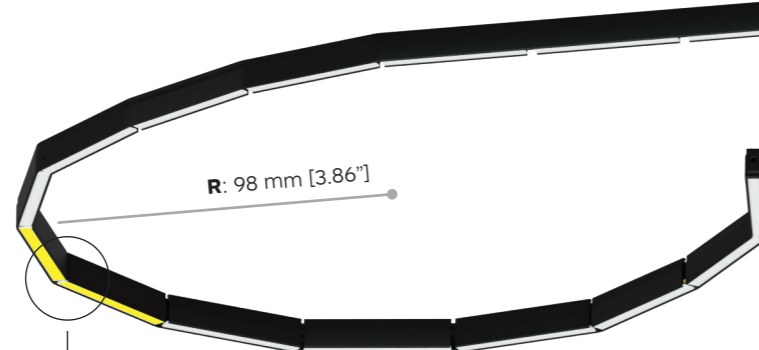
Microline 10 x 6 Flex is available in 52 mm increments, with a maximum bend 28°, it provides a variety of options for creating a curved surface down to R98 mm*.

*Top bend version with maximum bend 20° for each section, with a minimum radius of 139 mm.



Microline 10 x 6 Flex

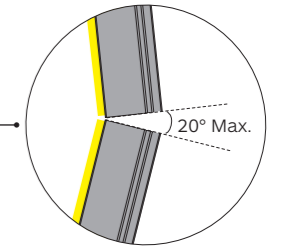
Side Bend | Top Bend





Side Bend



Top Bend



Mounting Options:



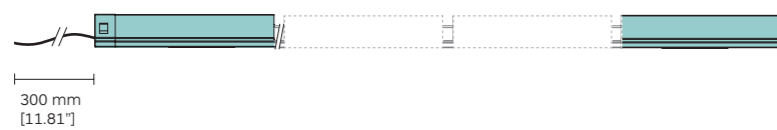
Side Bend: GFS5 / CFS5



GFS5 / GFT5 with connectors



CFS5 / CFT5 with flying leads



Top Bend: GFT5 / CFT5



- 10 - Black
- 11 - White
- 28 - Brass Polished
- 35 - Gold
- 70 - Aluminium

CRI 95
High Rendering

Microline 10 x 6 Flex Side Bend
Microline 10 x 6 Flex Top Bend

Product Code	Length Code	CCT Options	LED Power	Nominal Lumen	Diffuser Code	Light Source Code
GFS5	Min. 0056	27 2700K	12W/m	1149 lm/m	RD	4R
CFS5	⋮	30 3000K		1187 lm/m		
GFT5	Max. 1980	35 3500K		1217 lm/m		
CFT5		40 4000K		1265 lm/m		

RD = Opal rigid diffuser.

Mounting Accessories:

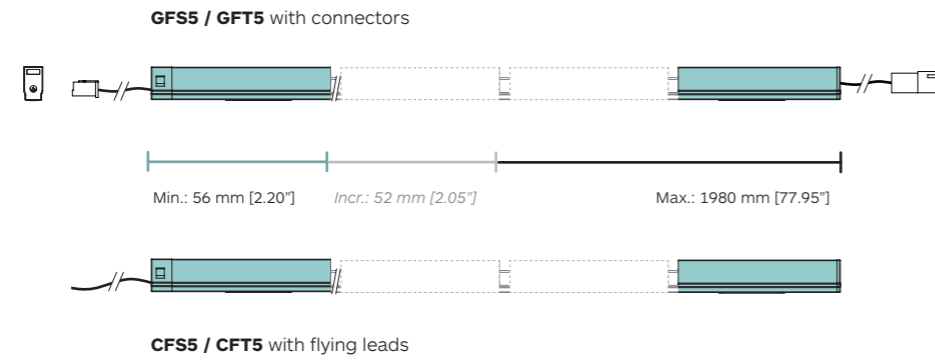

- Integrated Magnets
 - Magnet L Bracket
- Mounting options are included.

LED Sources:

High Rendering:
CRI: 95 | CCT: 2700K, 3000K, 3500K, 4000K
Other power and CCT options available on request.

Microline 10 x 6 Flex | 12W/m

GFS5 / CFS5 | GFT5 / CFT5

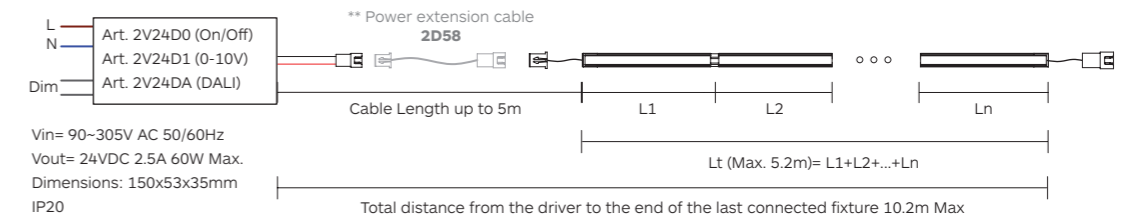


Driver Options

Constant Voltage

Microline 10x6 Flex | GFS5 / GFT5

2V24 Constant Voltage LED Driver. 1 Driver for Maximum 5.2m long fixtures.



Available length codes ¹

No. of Links	LED Power	Length Code	Length in mm	Length in inches	Nominal Lumen	No. of Links	LED Power	Length code	Length in mm	Length in inches	Nominal Lumen
1	0.54 W	0056	56	2.20	48 lm	20	10.8 W	1044	1044	41.10	960 lm
2	1.08 W	0108	108	4.25	96 lm	21	11.34 W	1096	1096	43.15	1008 lm
3	1.62 W	0160	160	6.30	144 lm	22	11.88 W	1148	1148	45.20	1056 lm
4	2.16 W	0212	212	8.35	192 lm	23	12.42 W	1200	1200	47.24	1104 lm
5	2.7 W	0264	264	10.39	240 lm	24	12.96 W	1252	1252	49.29	1152 lm
6	3.24 W	0316	316	12.44	288 lm	25	13.5 W	1304	1304	51.34	1200 lm
7	3.78 W	0368	368	14.49	336 lm	26	14.04 W	1356	1356	53.39	1248 lm
8	4.32 W	0420	420	16.54	384 lm	27	14.58 W	1408	1408	55.43	1296 lm
9	4.86 W	0472	472	18.58	432 lm	28	15.12 W	1460	1460	57.48	1344 lm
10	5.4 W	0524	524	20.63	480 lm	29	15.66 W	1512	1512	59.53	1392 lm
11	5.94 W	0576	576	22.68	528 lm	30	16.2 W	1564	1564	61.57	1440 lm
12	6.48 W	0628	628	24.72	576 lm	31	16.74 W	1616	1616	63.62	1488 lm
13	7.02 W	0680	680	26.77	624 lm	32	17.28 W	1668	1668	65.67	1536 lm
14	7.56 W	0732	732	28.82	672 lm	33	17.82 W	1720	1720	67.72	1584 lm
15	8.1 W	0784	784	30.87	720 lm	34	18.36 W	1772	1772	69.76	1632 lm
16	8.64 W	0836	836	32.91	768 lm	35	18.9 W	1824	1824	71.81	1680 lm
17	9.18 W	0888	888	34.96	816 lm	36	19.44 W	1876	1876	73.86	1728 lm
18	9.72 W	0940	940	37.01	864 lm	37	19.98 W	1928	1928	75.91	1776 lm
19	10.26 W	0992	992	39.06	912 lm	38	20.52 W	1980	1980	77.95	1824 lm

Notes:

¹ Information in the chart above is related to 3000K LED.

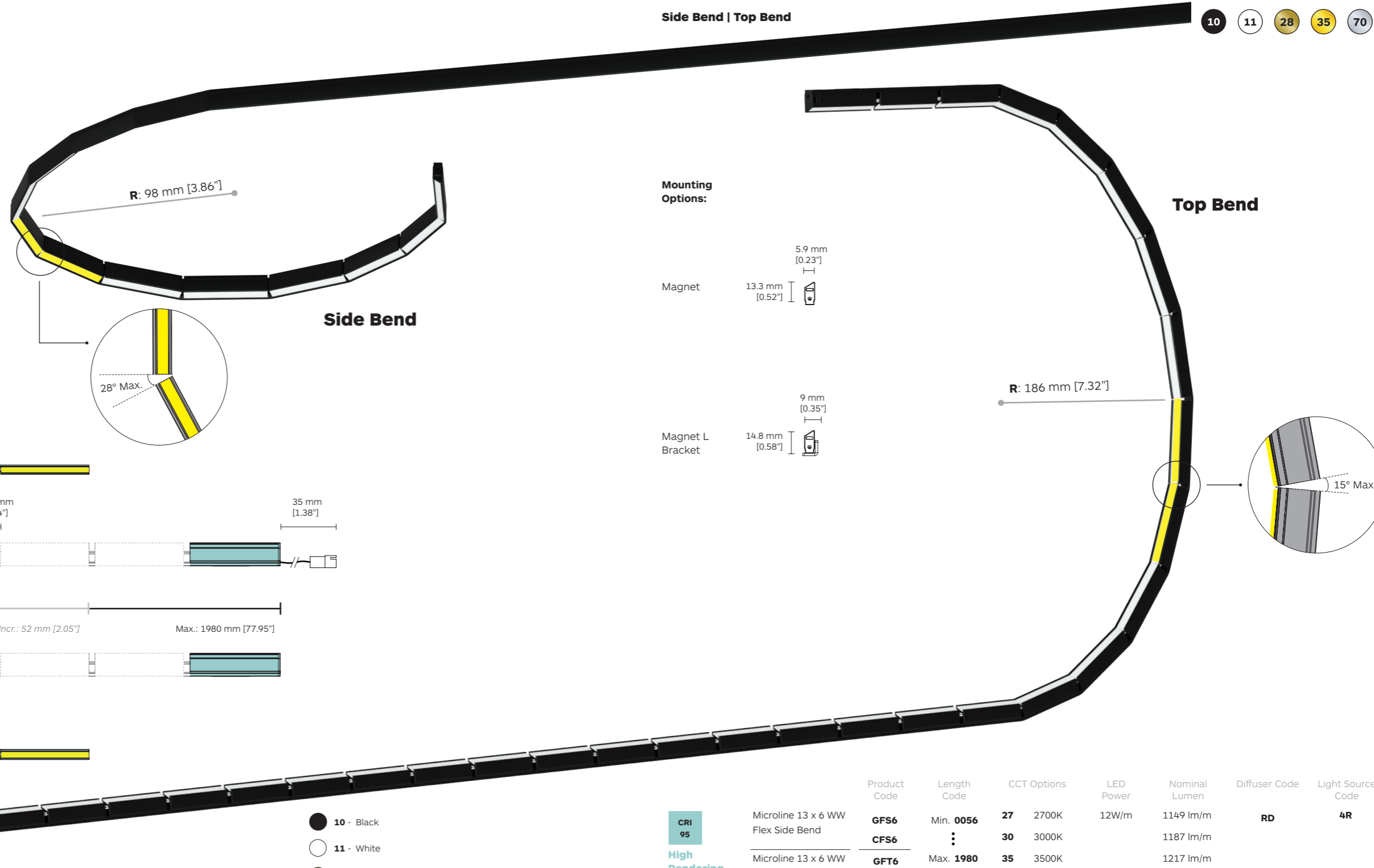
Microline

13 x 6 Wallwasher Flex Side Bend | Top Bend

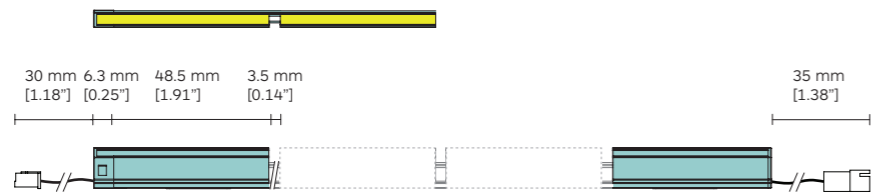
Microline 13 x 6 Flex is available in 52 mm increments, with a maximum bend of 28°, it provides a variety of options for creating a curved surface down to R98 mm*.

The design tilts the beams up at 35°, directing light to create unrivalled wallwashing effects.

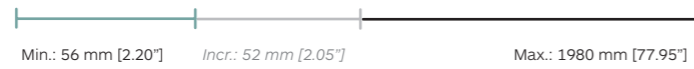
*Top bend version with maximum bend 15° for each section, with a minimum radius of 186 mm.



Side Bend: GFS6 / CFS6



GFS6 / GFT6 with connectors



CFS6 / CFT6 with flying leads




Top Bend: GFT6 / CFT6





Microline 13 x 6 Wallwasher Flex

Side Bend | Top Bend



Mounting Options:



- 10 - Black
- 11 - White
- 28 - Brass Polished
- 35 - Gold
- 70 - Aluminium

CRI 95
High Rendering

Microline 13 x 6 WW Flex Side Bend
Microline 13 x 6 WW Flex Top Bend

Product Code	Length Code	CCT Options	LED Power	Nominal Lumen	Diffuser Code	Light Source Code
GFS6	Min. 0056	27 2700K	12W/m	1149 lm/m	RD	4R
CFS6	⋮	30 3000K		1187 lm/m		
GFT6	Max. 1980	35 3500K		1217 lm/m		
CFT6		40 4000K		1265 lm/m		

Mounting Accessories:

- Integrated Magnets
 - Magnet L Bracket
- Mounting options are included.

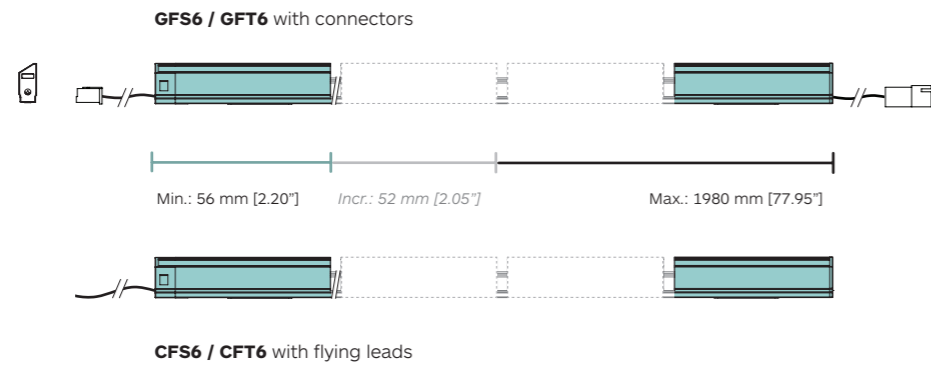
LED Sources:

High Rendering:
CRI: 95 | CCT: 2700K, 3000K, 3500K, 4000K
Other power and CCT options available on request.

RD = Opal rigid diffuser.

Microline 13 x 6 Wallwasher Flex | 12W/m

GFS6 / CFS6 | GFT6 / CFT6



Available length codes ¹

No. of Links	LED Power	Length Code	Length in mm	Length in inches	Nominal Lumen	No. of Links	LED Power	Length code	Length in mm	Length in inches	Nominal Lumen
1	0.54 W	0056	56	2.20	48 lm	20	10.8 W	1044	1044	41.10	960 lm
2	1.08 W	0108	108	4.25	96 lm	21	11.34 W	1096	1096	43.15	1008 lm
3	1.62 W	0160	160	6.30	144 lm	22	11.88 W	1148	1148	45.20	1056 lm
4	2.16 W	0212	212	8.35	192 lm	23	12.42 W	1200	1200	47.24	1104 lm
5	2.7 W	0264	264	10.39	240 lm	24	12.96 W	1252	1252	49.29	1152 lm
6	3.24 W	0316	316	12.44	288 lm	25	13.5 W	1304	1304	51.34	1200 lm
7	3.78 W	0368	368	14.49	336 lm	26	14.04 W	1356	1356	53.39	1248 lm
8	4.32 W	0420	420	16.54	384 lm	27	14.58 W	1408	1408	55.43	1296 lm
9	4.86 W	0472	472	18.58	432 lm	28	15.12 W	1460	1460	57.48	1344 lm
10	5.4 W	0524	524	20.63	480 lm	29	15.66 W	1512	1512	59.53	1392 lm
11	5.94 W	0576	576	22.68	528 lm	30	16.2 W	1564	1564	61.57	1440 lm
12	6.48 W	0628	628	24.72	576 lm	31	16.74 W	1616	1616	63.62	1488 lm
13	7.02 W	0680	680	26.77	624 lm	32	17.28 W	1668	1668	65.67	1536 lm
14	7.56 W	0732	732	28.82	672 lm	33	17.82 W	1720	1720	67.72	1584 lm
15	8.1 W	0784	784	30.87	720 lm	34	18.36 W	1772	1772	69.76	1632 lm
16	8.64 W	0836	836	32.91	768 lm	35	18.9 W	1824	1824	71.81	1680 lm
17	9.18 W	0888	888	34.96	816 lm	36	19.44 W	1876	1876	73.86	1728 lm
18	9.72 W	0940	940	37.01	864 lm	37	19.98 W	1928	1928	75.91	1776 lm
19	10.26 W	0992	992	39.06	912 lm	38	20.52 W	1980	1980	77.95	1824 lm

Notes:

¹ Information in the chart above is related to 3000K LED.

Driver Options

Constant Voltage



Microline 13x6 Wallwasher Flex | GFS6 / GFT6

2V24 Constant Voltage LED Driver. 1 Driver for Maximum 5.2m long fixtures.

