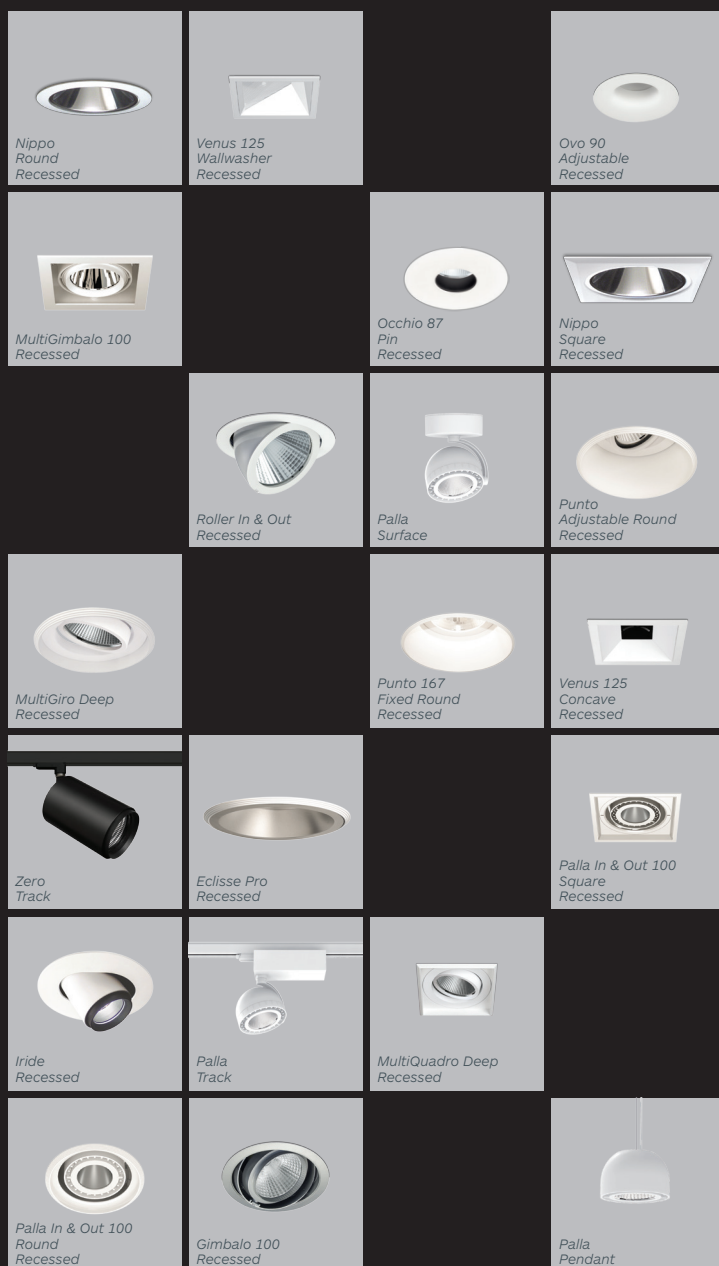




formalighting

Powered by XICATO™



CONTENT

- 08** Venus 125 Concave Recessed - Round/Square
- 10** Venus 125 Wallwasher Recessed - Round/Square
- 12** Punto 100 Recessed - Round/Square
- 14** Punto 167 Recessed - Round/Square
- 16** Palla In & Out 100 Recessed - Round/Square
- 18** Palla In & Out 130 Recessed - Round/Square
- 20** Ovo 90 Recessed - Fixed/Adjustable
- 22** Gimbalo Recessed
- 24** MultiGimbalo 60 Recessed
- 26** MultiGimbalo 100 Recessed
- 28** MultiGiro Deep Recessed
- 30** MultiQuadro Deep Recessed
- 32** Nippo Recessed - Round/Square
- 34** Eclisse Pro Recessed
- 36** Occhio 87 Recessed - Pin/Slot
- 38** Iride Recessed
- 40** Roller In & Out Recessed
- 42** Zero Track
- 44** Palla Track
- 46** Palla Surface
- 48** Zero Pendant
- 50** Palla Pendant



courtesy by Xicato

ARTIST SERIES

Choosing Natural Light.

For years, the dilemma has been natural light or efficient light.

With Xicato's Artist Series, it is not needed any-more to sacrifice the quality of light to save energy. Artist Series is designed to provide a natural light with a stunning colour rendering, not only equivalent to halogen (until today the standard-bearer for natural light), but also more energy efficient and, with a CRI >95, matching with halogen across all the 15 reference colours.

Artist Series has been, since his launch on the market, the favourite choice of museum curators for whom the nature of light is critical to the success of the display. As higher efficiency options became available, his use has expanded to retail and hospitality sectors, which an enjoyable customer experience is essential to be successful. It is now possible to illuminate ambient with a more natural light, making colour look real and bring energy to the environment.

The Artist Series is virtually indistinguishable from halogen, except on the electricity bill, where the difference is clear. The choice is no longer between natural OR efficient light. In fact, Xicato's Artist Series answer to the request for a natural AND efficient light.

Artist Series Colour Rendering: The Numbers

CIE	Ra	R1	R2	R3	R4	R5	R6	R7	R8	R9	R10	R11	R12	R13	R14	R15
Xicato Artist Series	98	98	99	98	98	98	97	98	98	96	99	98	98	98	98	98
IR Halogen Dichroic	98	98	99	99	99	98	98	99	97	92	97	98	97	98	99	97
Black Body Radiator	100	100	100	100	100	100	100	100	100	100	100	100	100	100	100	100

Halogen is often considered the closest representation of natural colour and closest to the black body radiator. As shown, Artists series is virtually identical to halogen by the numbers.



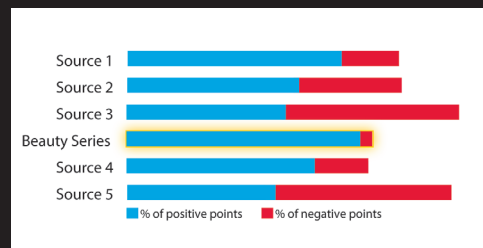
BEAUTY SERIES

Putting the Spotlight on People.

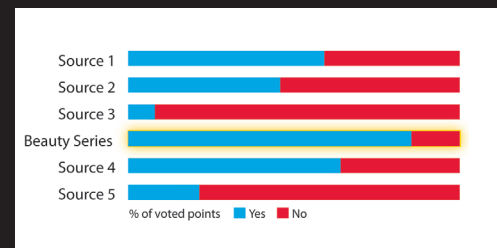
Developed in collaboration with leading lighting designers and cosmetology professionals, evaluated, alongside other products, in a university level study, Beauty Series emerged from the extensive trials as the light Source that best balanced the rigorous colour accuracy needed when matching foundation to skin tone, with a comfortable feeling. Due to the fact that Beauty Series bring out the natural, subtle beauty of skin tones, the participants in the study reported feeling and looking better under his light, and rated the product as the best overall. Deliver the right light is critical for customer satisfaction and to prevent wasteful returns. Beauty Series features Corrected Cold Phosphor Technology® which makes it possible to precisely tune the spectrum to deliver extraordinary clarity and fidelity creating a warm, flattering ambience, been the perfect choice not only for the cosmetic field, but also for many other retails and hospitality settings. Carrying Xicato's 5-years warranty on both lumen maintenance and colour maintenance, the Beauty Series starts beautiful and stays beautiful. Who says beauty does not last?

Beauty Series Colour Rendering: The Numbers

CIE	Ra	R1	R2	R3	R4	R5	R6	R7	R8	R9	R10	R11	R12	R13	R14	R15
Xicato Beauty Series	95	96	96	97	94	95	92	94	95	95	92	91	88	95	99	97



• How does the light make your skin feel?



• Does this light Source complement your skin?

XICATO



courtesy by Xicato

DESIGNER SERIES

The Perfect Balance.

Xicato is proud to introduce to costumers his brand new Designer Series that, finally reach a new balance between high colour quality and high output efficacy.

Xicato's Standard Series is the ideal choice of who is looking for a product with an impressive output efficacy and a good colour quality. Xicato's Artist Series satisfy the needs of who aims for a stunning colour quality combined with a satisfactory output efficacy.

With his CRI >90 and his luminous efficacy up to 114lm/W, Xicato's Designer Series products offer an optimal balance between accurate, natural colour rendition, lumen output and efficacy.

The Designer Series delivers to the clients: High Flux for high ceilinged retail; High Efficacy to meet regulatory requirements and qualify for energy saving incentives; High Quality for demanding retail & hospitality applications. The Designer Series delivery an outstanding colour quality combined with all the features that make the Xicato's module a leader of the market (colour consistency, lumen maintenance, white point).Carrying Xicato's 5-years warranty on both lumen maintenance and colour maintenance, the Designer Series is the recommended choice for whom is looking to achieve a perfect balance.

Designer Series Colour Rendering: The Numbers

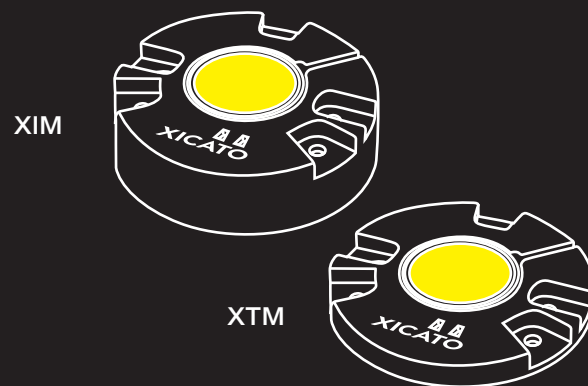
CIE	Ra	R1	R2	R3	R4	R5	R6	R7	R8	R9	R10	R11	R12	R13	R14	R15
Designer Series	91	91	94	97	92	91	93	91	80	55	87	93	84	92	98	87

XIM Generation 4

XIM Generation 4 (XIM Gen4) is the first and so far only LED lighting module to integrate the industry's best light Source, driver, and wireless control system with Bluetooth® beacons capability, all in a 50mm unit. XIM Gen4 will fundamentally change the way you think about lighting control and smart spaces, with consequential impact on the lighting industry and your business.

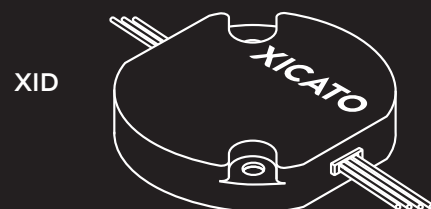
XIM Gen4 puts the brush back in the hand of the artist. Powerful, and yet so easy to use that it enables lighting designers to take control of their vision, allowing them to provision their designs from within the lit space.. Lighting system engineers and integrators can triple their productivity. And end users have complete flexibility to configure and reconfigure their spaces without worrying about wiring or complex controllers.

XIM Gen4 offers easy wireless control, integrated beacons, simple system planning , group or individual control without the need of control wires.



XID – XICATO Intelligent Driver

Xicato Intelligent Drivers (XID) are compact, DC-powered, wireless Bluetooth-controllable LED drivers that can provide constant current control to a wide variety of LED luminaires. XID can be mounted inside a luminaire or inside a track adapter, for example. Multiple XID can be mounted on 24V or 48V DC track powered by a single high capacity power supply unit (PSU), or can be individually powered by a separate, lower-powered AC-DC PSUs. Both XID models, 700mA and 1400mA, provide extremely accurate, programmable constant current output with deep, IEEE 1789-compliant dimming to 0.1% with Bluetooth wireless and 0-10V control.



**Every square meter of your store generates €1000's per year.
Don't you think it's worth spending a little more to light it properly?**



*Lush Store, Manchester, UK.
- Artist Series.*



*Hotel Room
- Designer series.*



*Global cosmetics brand, London, UK.
- Beauty Series.*

The right lighting can...

- Increase customer comfort
- Increase traffic
- Increase dwell times
- Increase revenue per shopper
- Increase revenue per square foot
- Reduce maintenance costs
- Reduce product returns
- Reinforce your brand

Your success formula...

Outstanding colour rendering:

- CRI Ra > 95 and R9 > 90
- TM30 Rf > 95 and Rg ≥ 100

Perfect consistency, both initial and lifetime

- Initial colour consistency within 1x2 SDCM
- 5 years warranty on colour maintenance
- 5 years warranty on lumen maintenance
- B0 Warranty = NO failures



**XICATO LED MODULE ARE AVAILABLE ALSO
WITH THE MOTOLUX SERIES**

Venus 125 Concave

Adjustable Recessed Downlight | with **XICATO™** LED module



Round

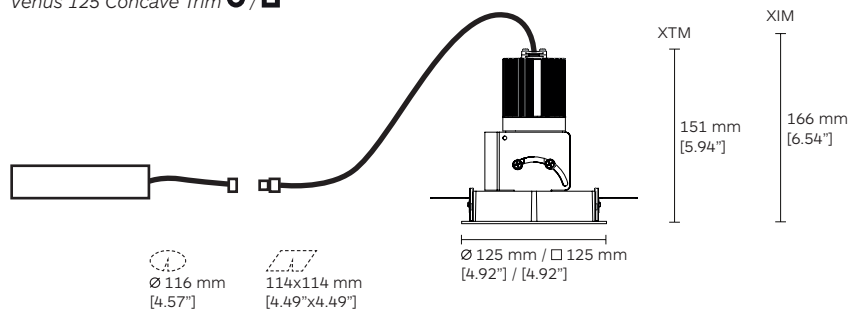


Square

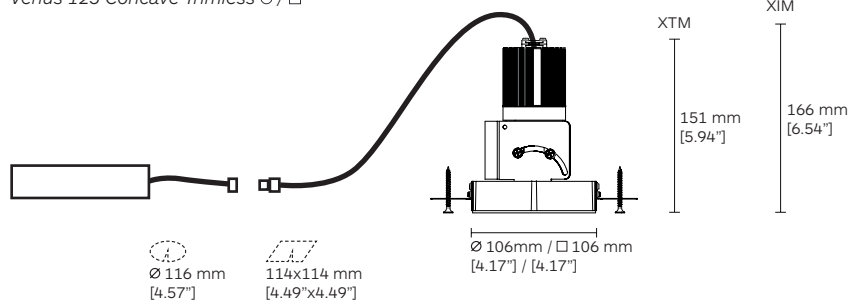
MAIN FEATURES

- Round or square adjustable beveled die-cast aluminum trim or trimless recessed downlight.
- Adjustable version: 0°-35° vertical tilting and 350° horizontal pan rotation.
- Powder coat finish black or white colour.
- Deep regressed LED module position for minimal glare.
- Removable luminaire front ring for an easy tool-free installation by twist and lock action.
- Dimming options: Dali, wireless and other LED dim options are to be specified when ordering (see page 54).

Venus 125 Concave Trim ○ / □



Venus 125 Concave Trimless ○ / □



Venus 125 Concave - Round | Square



Code ordering example: **R N 5 9 M X 2 2 - 9 8 2 7 1 6 D 0 1 0**

	Product Code	Ingress Protection	Light Source Code*		>CRI	CCT	Power		Lumen	Beam Angle (00°)	Driver Options		Finish
			XTM	XIM**			XTM	XIM			XTM	XIM	
Venus 125 Concave Round	RN59	IP20	MX22 / MX61	Artist	98	27 2700K	10.6W	11.5W	700 lm	16 / 28 / 38	D0	No Dim	10 Black
	RN60		MX31 / MX71	Beauty	95		9.5W		931 lm	28 / 35 / 45	DA DA	Dali Dim	11 White
	RN61	IP44	MX41 / MX81	Designer	90		11.4W	13.2W	1300 lm		D1 D1	0-10 Dim	
	RN62										DP	Phase	
Venus 125 Concave Square	RH47	IP20									DX	DMX	
	RH49										DC	CASAMBI	
	RI97	IP44											
	RI99												

Notes:

* Watt and lumen data refer to nominal values of the LED source, for photometric data visit www.formalighting.com

* 3000K / 3500K / 4000K are available for Artist series. 3000K is available for Designer series.


** XIM available in BLE version with DALI dimming control system. For other XIM version, please contact us.

Venus 125 Wallwasher

Recessed Downlight | with **XICATO™** LED module



Round

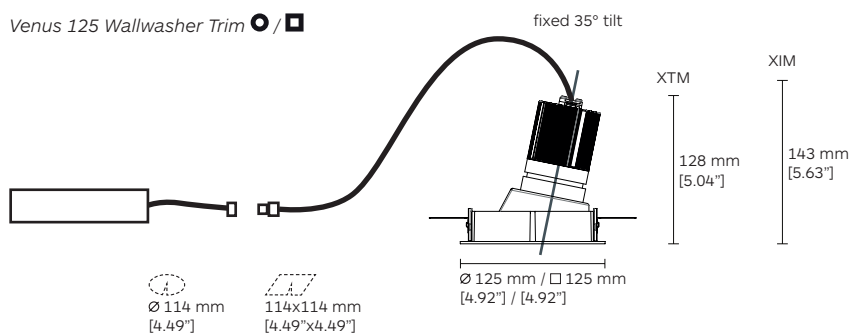


Square

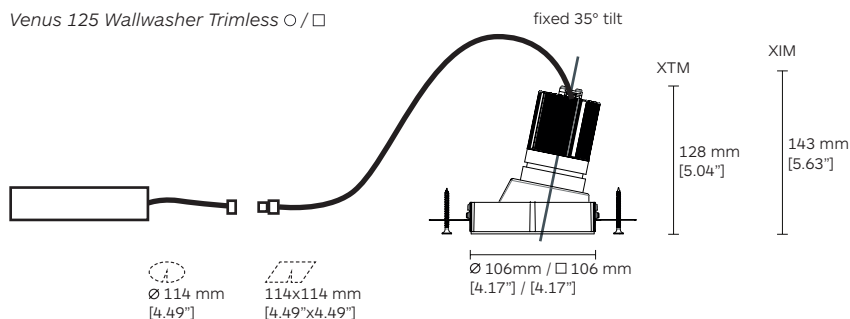
MAIN FEATURES

- Round or square wallwasher beveled die-cast aluminum trim or trimless recessed downlight.
- Wallwasher version: 35° fixed vertical tilt.
- Powder coat finish black or white colour.
- Deep regressed LED module position for minimal glare.
- Removable luminaire front ring for an easy tool-free installation by twist and lock action.
- Dimming options: Dali, wireless and other LED dim options are to be specified when ordering (see page 54).

Venus 125 Wallwasher Trim ● / □









Venus 125 Wallwasher Trimless ○ / □



Venus 125 Wallwasher - Round I Square



Code ordering example: **R G 4 4 M X 2 2 - 9 8 2 7 1 6 D 0 1 0**

	Product Code	Light Source Code*		>CRI	CCT	Power		Lumen	Beam Angle (00°)	Driver Options		Finish
		XTM	XIM**			XTM	XIM			XTM	XIM	
Venus 125 Wallwasher Round	RG44 	MX22 / MX61	Artist	98	27 2700K	10.6W	11.5W	700 lm	16 / 28 / 38	D0	No Dim	10  Black
	RG45 	MX31 / MX71	Beauty	95		9.5W		931 lm	28 / 35 / 45	DA DA	Dali Dim	11  White
		MX41 / MX81	Designer	90		11.4W	13.2W	1300 lm		D1 D1	0-10 Dim	
Venus 125 Wallwasher Square	RG52 									DP	Phase	
	RG53 									DX	DMX	
										DC	CASAMBI	

Notes:

* Watt and lumen data refer to nominal values of the LED source, for photometric data visit www.formalighting.com

* 3000K / 3500K / 4000K are available for Artist series. 3000K is available for Designer series.

** XIM available in BLE version with DALI dimming control system. For other XIM version, please contact us.

Punto 100

Recessed Downlight | with **XICATO™** LED module



Round Fixed



Round Adjustable



Round Wallwasher



Square Fixed



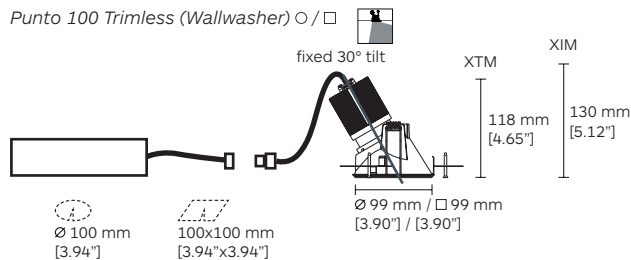
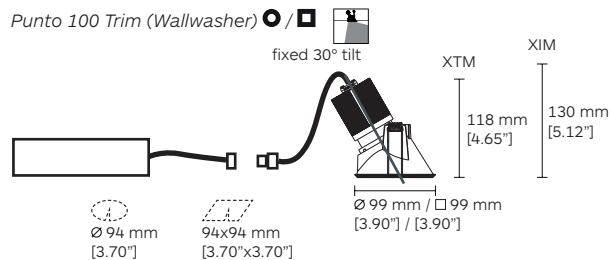
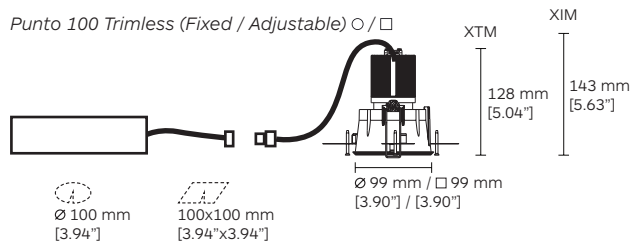
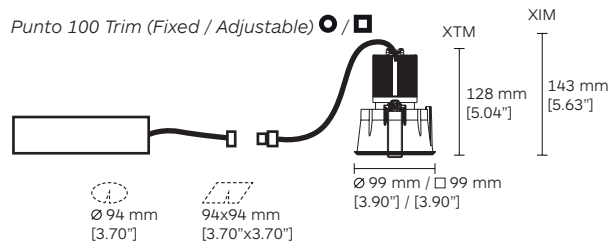
Square Adjustable



Square Wallwasher

MAIN FEATURES

- Round or square beveled die-cast aluminum trim or trimless recessed downlight.
- Available in fixed, adjustable or wallwasher version.
- Adjustable version: 0°-25° vertical tilting and 350° horizontal pan rotation.
- Wallwasher version: 30° fixed vertical tilt.
- Powder coat finish black or white colour.
- Deep regressed LED module position for minimal glare.
- Removable luminaire front ring for an easy tool-free installation by twist and lock action.
- Dimming options: Dali, wireless and other LED dim options are to be specified when ordering (see page 54).
- IP44 available upon request.






Punto 100 - Fixed | Adjustable | Wallwasher



Code ordering example: **RA05MX22-982716D010**

	Product Code	Light Source Code*		>CRI	CCT	Power		Lumen	Beam Angle (00°)	Driver Options		Finish		
		XTM	XIM**			XTM	XIM			XTM	XIM			
Punto 100 Fixed Round	RA05		MX22 / MX61	Artist	98	27	2700K	10.6W	11.5W	700 lm	16 / 28 / 38	D0	No Dim	10 Black
	RA06		MX31 / MX71	Beauty	95			9.5W		931 lm	28 / 35 / 45	DA DA	Dali Dim	11 White
			MX41 / MX81	Designer	90			11.4W	13.2W	1300 lm		D1 D1	0-10 Dim	
Punto 100 Adjustable Round	RF55											DP	Phase	
	RF56											DX	DMX	
												DC	CASAMBI	
Punto 100 Wallwasher Round	RA07													
	RA08													
Punto 100 Fixed Square	RA09													
	RA10													
Punto 100 Adjustable Square	RF57													
	RF58													
Punto 100 Wallwasher Square	RA11													
	RA12													

Optical Accessories

Product / Optical Accessories			
	Coloured Filters Colours 25, 42, 55, 85	Linear Spread Colour 41	Honeycomb Louvre Colour 10
Punto 100	2614*	2615	2504

With holder.

Notes:

- * Watt and lumen data refer to nominal values of the LED source, for photometric data visit www.formalighting.com
- * 3000K / 3500K / 4000K are available for Artist series. 3000K is available for Designer series.
- ** XIM available in BLE version with DALI dimming control system. For other XIM version, please contact us.

Punto 167

Recessed Downlight | with **XICATO™** LED module



Round Fixed



Round Wallwasher



Square Fixed

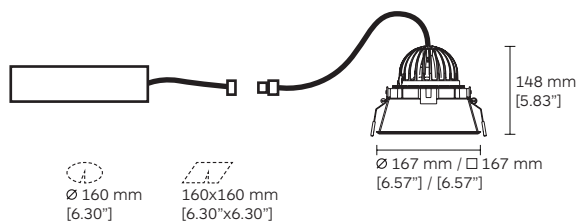


Square Wallwasher

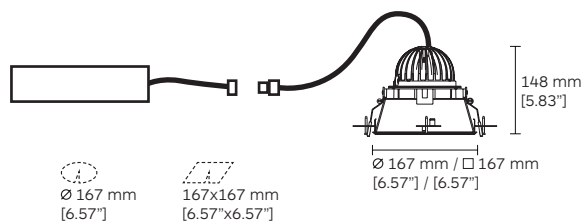
MAIN FEATURES

- Round or square beveled die-cast aluminum trim or trimless recessed downlight.
- Available in fixed or wallwasher version.
- Wallwasher version: 30° fixed vertical tilt.
- Powder coat finish black or white colour.
- Deep regressed LED module position for minimal glare.
- Removable luminaire front ring for an easy tool-free installation by twist and lock action.
- Dimming options: Dali, wireless and other LED dim options are to be specified when ordering (see page 54).

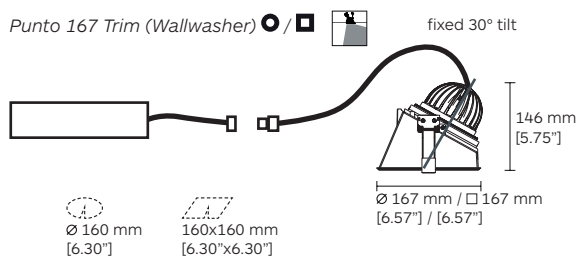
Punto 167 Trim (Fixed) ● / ◻



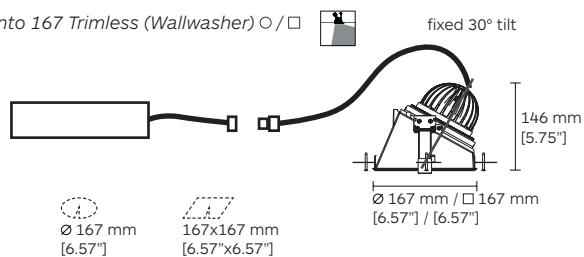
Punto 167 Trimless (Fixed) ○ / ◻



Punto 167 Trim (Wallwasher) ● / ◻



Punto 167 Trimless (Wallwasher) ○ / ◻



Punto 167 - Fixed I Wallwasher



Code ordering example: **R H 1 3 M X 2 5 - 9 8 2 7 2 5 D 0 1 0**

	Product Code	Light Source Code* XTM	>CRI	CCT	Power	Lumen	Beam Angle (00°)	Driver Options XTM	Finish
Punto 167 Fixed Round	RH13	MX25 Artist	98	27 2700K	20W	2000 lm	25 / 36 / 45	D0 No Dim	10 Black
	RH14	MX32 Beauty	95					DA Dali Dim	11 White
		MX43 Designer	90		25.7W	3000 lm		D1 0-10 Dim	
Punto 167 Wallwasher Round	RH15							DP Phase	
	RH16							DX DMX	
Punto 167 Fixed Square	RH17							DC CASAMBI	
	RH18								
Punto 167 Wallwasher Square	RH19								
	RH20								

Optical Accessories

Product / Optical Accessories	Coloured Filters	Linear Spread	Honeycomb Louvre
	Colours 25, 42, 55, 85	Colour 41	Colour 10
Punto 167	2599*	2598	2334

With holder.

Notes:

* Watt and lumen data refer to nominal values of the LED source, for photometric data visit www.formalighting.com

* 3000K / 3500K / 4000K are available for Artist series. 3000K is available for Designer series.

Palla In & Out 100

Adjustable Recessed Downlight I with **XICATO™** LED module



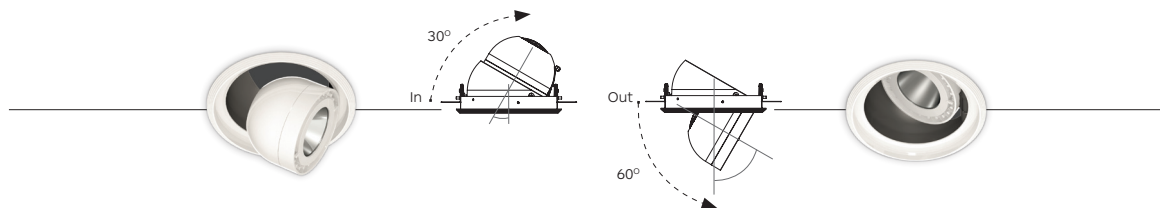
Round



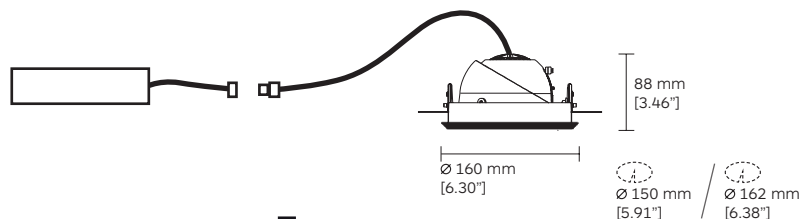
Square

MAIN FEATURES

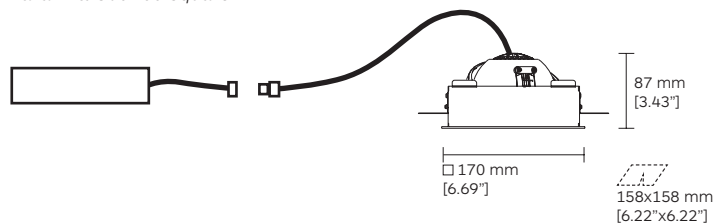
- Round or square adjustable beveled die-cast aluminum trim or trimless recessed downlight.
- Tilttable in two directions: 30° in and 60° Out. 350° horizontal pan rotation.
- Powder coat finish black or white colour.
- Deep regressed LED module position for minimal glare.
- Removable luminaire front ring for an easy tool-free installation by twist and lock action.
- Dimming options: Dali, wireless and other LED dim options are to be specified when ordering (see page 54).



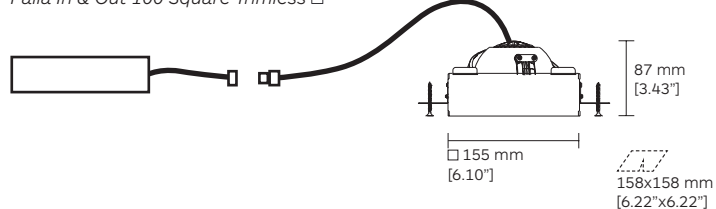
Palla In & Out 100 Round (Trim/Trimless) ● / ○



Palla In & Out 100 Square Trim ■









Palla In & Out 100 Square Trimless □



Palla In & Out 100 - Round | Square



Code ordering example: **R N 6 8 B X 2 5 - 9 8 2 7 1 6 D 0 1 0**

	Product Code	Light Source Code* XTM	>CRI	CCT	Power	Lumen	Beam Angle (00°)	Driver Options XTM	Finish	
Palla In & Out 100 Round	RN68 	BX25	Artist	98	27 2700K	13W	1400 lm	16 / 28 / 38	D0 No Dim	10  Black
	RN69 	BX31	Beauty	95		9.5W	931 lm	28 / 35 / 45	DA Dali Dim	11  White
		BX41	Designer	90		11.4W	1300 lm		D1 0-10 Dim	
Palla In & Out 100 Square	RN74 							DP Phase		
	RN75 							DX DMX		
								DC CASAMBI		

Optical Accessories

Product / Optical Accessories	Coloured Filters	Linear Spread	Honeycomb Louvre	Spill Ring
	Colours 25, 42, 55, 85	Colour 41	Colour 10	Colour 10
Palla In & Out 100	2A76*	2A71	2A80	2A10

With holder.


Notes:

* Watt and lumen data refer to nominal values of the LED source, for photometric data visit www.formalighting.com

* 3000K / 3500K / 4000K are available for Artist series. 3000K is available for Designer series.

Palla In & Out 130

Adjustable Recessed Downlight I with **XICATO™** LED module



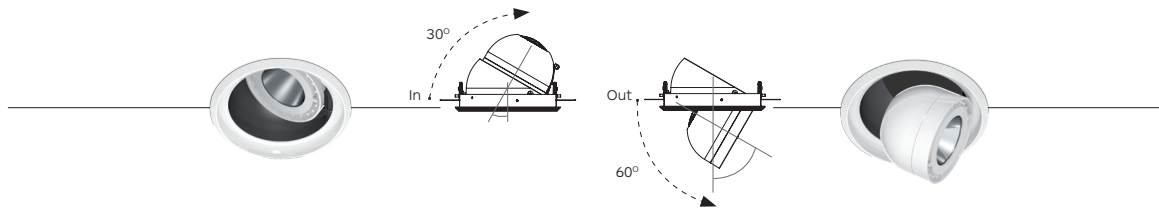
Round



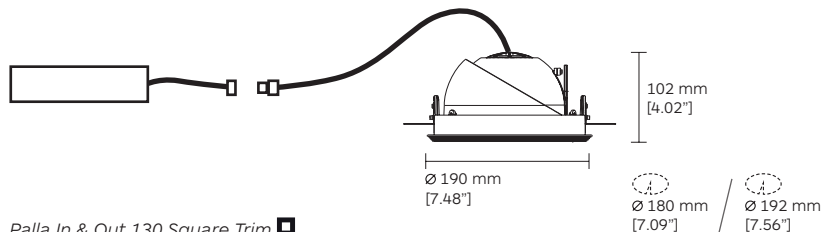
Square

MAIN FEATURES

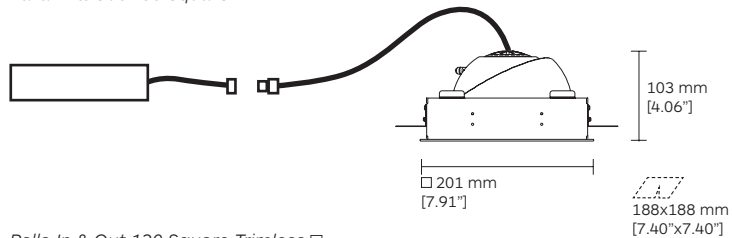
- Round or square adjustable beveled die-cast aluminum trim or trimless recessed downlight.
- Tilttable in two directions: 30° in and 60° Out. 350° horizontal pan rotation.
- Powder coat finish black or white colour.
- Deep regressed LED module position for minimal glare.
- Removable luminaire front ring for an easy tool-free installation by twist and lock action.
- Dimming options: Dali, wireless and other LED dim options are to be specified when ordering (see page 54).



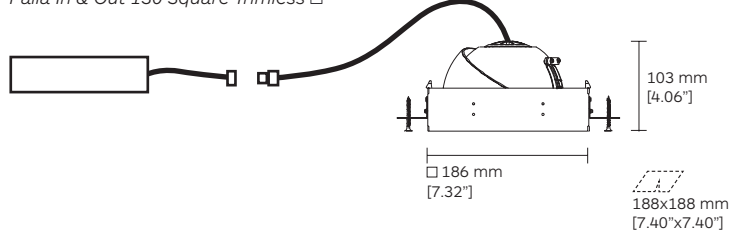
Palla In & Out 130 Round (Trim/Trimless) ● / ○



Palla In & Out 130 Square Trim ■









Palla In & Out 130 Square Trimless □



Palla In & Out 130 - Round | Square



Code ordering example: **R N 7 0 B X 2 5 - 9 8 2 7 2 5 D 0 1 0**

	Product Code	Light Source Code* XTM	>CRI	CCT	Power	Lumen	Beam Angle (00°)	Driver Options XTM	Finish	
Palla In & Out 130 Round	RN70 	BX25	Artist	98	27 2700K	20W	2000 lm	25 / 36 / 45	D0 No Dim	10  Black
	RN71 	BX32	Beauty	95					DA Dali Dim	11  White
		BX43	Designer	90	25.7W	3000 lm	D1 0-10 Dim			
Palla In & Out 130 Square	RN76 							DP Phase		
	RN77 							DX DMX		
								DC CASAMBI		

Optical Accessories

Product / Optical Accessories	Coloured Filters Colours 25, 42, 55, 85	Linear Spread Colour 41	Honeycomb Louvre Colour 10	Spill Ring Colour 10
Palla In & Out 130	2A75*	2A70	2A79	2A11

With holder.

Notes:

- * Watt and lumen data refer to nominal values of the LED source, for photometric data visit www.formalighting.com
- * 3000K / 3500K / 4000K are available for Artist series. 3000K is available for Designer series.

Ovo 90

Recessed Downlight I with **XICATO™** LED module



Adjustable

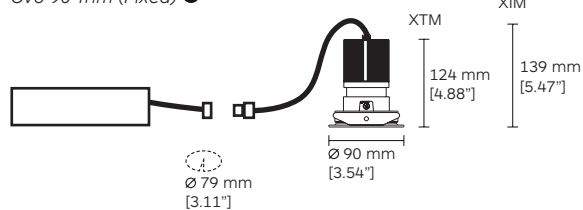


Fixed

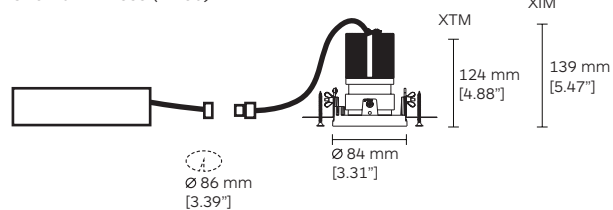
MAIN FEATURES

- Round beveled die-cast aluminum trim or trimless recessed downlight.
- Available in fixed or adjustable version.
- Adjustable version: 0°-30° vertical tilting and 350° horizontal pan rotation.
- Powder coat finish black, white or grey colour.
- Deep regressed LED module position for minimal glare.
- Removable luminaire front ring for an easy tool-free installation by twist and lock action.
- Dimming options: Dali, wireless and other LED dim options are to be specified when ordering (see page 54).

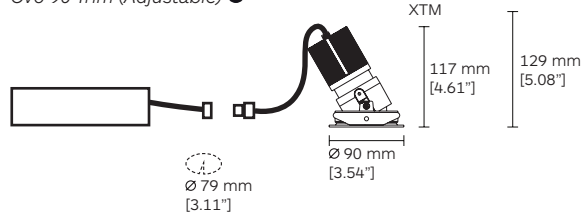
Ovo 90 Trim (Fixed) ●



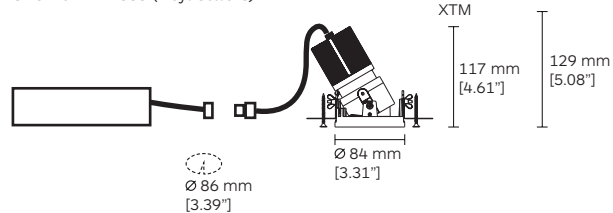
Ovo 90 Trimless (Fixed) ○



Ovo 90 Trim (Adjustable) ●



Ovo 90 Trimless (Adjustable) ○



Ovo 90 - Fixed | Adjustable



Code ordering example: **R J 6 8 M X 2 2 - 9 8 2 7 1 6 D 0 1 0**

	Product Code	Light Source Code*		>CRI	CCT	Power		Lumen	Beam Angle (00°)	Driver Options		Finish	
		XTM	XIM**			XTM	XIM			XTM	XIM		
Ovo 90 Fixed	RJ68	MX22 / MX61		Artist	98	27	2700K	10.6W 11.5W	700 lm	16 / 28 / 38	D0	No Dim	10 Black
	RJ72	MX31 / MX71		Beauty	95			9.5W	931 lm	28 / 35 / 45	DA DA	Dali Dim	11 White
		MX41 / MX81		Designer	90			11.4W 13.2W	1300 lm		D1 D1	0-10 Dim	75 Grey
Ovo 90 Adjustable	RH31										DP	Phase	
	RJ31										DX	DMX	
											DC	CASAMBI	

Notes:

* Watt and lumen data refer to nominal values of the LED source, for photometric data visit www.formalighting.com

* 3000K / 3500K / 4000K are available for Artist series. 3000K is available for Designer series.

** XIM available in BLE version with DALI dimming control system. For other XIM version, please contact us.

Gimbalo

Adjustable Recessed Downlight | with **XICATO™** LED module



Gimbalo 60

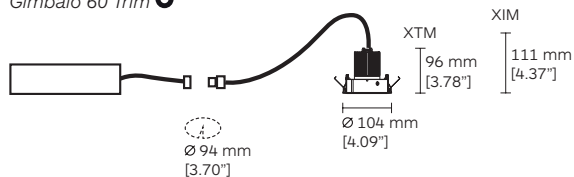


Gimbalo 100

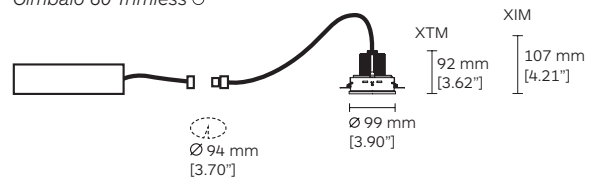
MAIN FEATURES

- Round adjustable beveled die-cast aluminum trim or trimless recessed downlight.
- Available in two different sizes: 60 and 100.
- Tilttable +/- 40° on a dual axis gimbals.
- Powder coat finish black, white or grey colour.
- Deep regressed LED module position for minimal glare.
- Removable luminaire front ring for an easy tool-free installation by twist and lock action.
- Dimming options: Dali, wireless and other LED dim options are to be specified when ordering (see page 54).

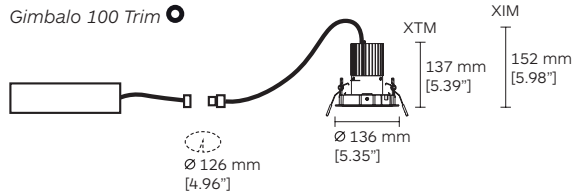
Gimbalo 60 Trim ●



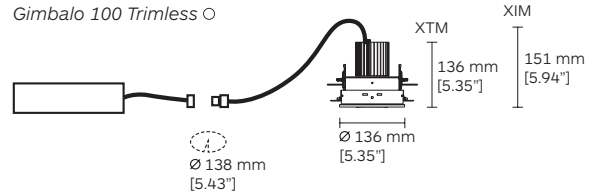
Gimbalo 60 Trimless ○



Gimbalo 100 Trim ●



Gimbalo 100 Trimless ○




Gimbalo - 60 | 100



Code ordering example: **RL52MX22-982716D010**


	Product Code	Light Source Code*		>CRI	CCT	Power		Lumen	Beam Angle (00°)	Driver Options		Finish
		XTM	XIM**			XTM	XIM			XTM	XIM	
Gimbalo 60	RL52	MX22 / MX61	Artist	98	27 2700K	10.6W	11.5W	700 lm	16 / 28 / 38	D0	No Dim	10 Black
	RL53	MX31 / MX71	Beauty	95		9.5W		931 lm	28 / 35 / 45	DA DA	Dali Dim	11 White
		MX41 / MX81	Designer	90		11.4W	13.2W	1300 lm		D1 D1	0-10 Dim	75 Grey
Gimbalo 100	RG04	MX25 / MX65	Artist	98		20W	24.4W	2000 lm	25 / 36 / 45	DP	Phase	
	RG05	MX32 / MX72	Beauty	95						DX	DMX	
		MX43 / MX83	Designer	90		25.7W	31.8W	3000 lm		DC	CASAMBI	

Optical Accessories



Coloured Filters

Colours 25, 42, 55, 85



Honeycomb Louvre

Colour 10



Anti-Glare Hood

Colour 10, 11, 75

Product / Optical Accessories

Gimbalo 60

2662[#]

2634

2321

Gimbalo 100

2067[#]

2460

2B69

With holder.

Notes:

* Watt and lumen data refer to nominal values of the LED source, for photometric data visit www.formalighting.com

* 3000K / 3500K / 4000K are available for Artist series. 3000K is available for Designer series.

** XIM available in BLE version with DALI dimming control system. For other XIM version, please contact us.

MultiGimbalo 60

Adjustable Recessed Downlight | with **XICATO™** LED module



MultiGimbalo 60 - 1




MultiGimbalo 60 - 2

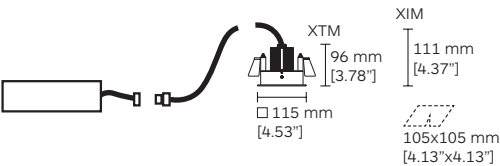



MultiGimbalo 60 - 3

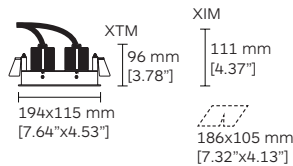
MAIN FEATURES


- Square adjustable beveled die-cast aluminum trim or trimless recessed downlight.
- Available with one, two or three light-heads.
- Tilttable +/- 40° on a dual axis gimbals.
- Powder coat finish black, white or grey colour.
- Deep regressed LED module position for minimal glare.
- Removable luminaire front ring for an easy tool-free installation by twist and lock action.
- Dimming options: Dali, wireless and other LED dim options are to be specified when ordering (see page 54).

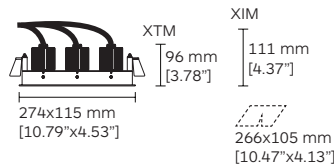
MultiGimbalo 60 - 1 Trim 



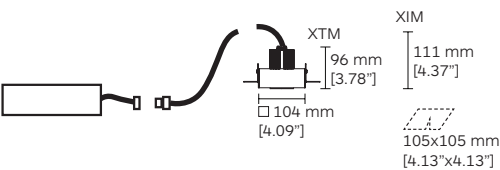
MultiGimbalo 60 - 2 Trim 



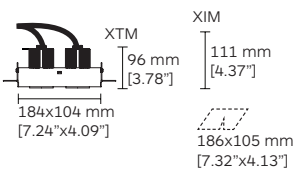
MultiGimbalo 60 - 3 Trim 



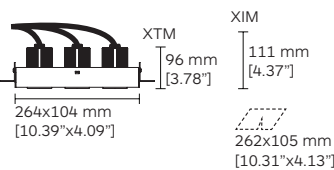
MultiGimbalo 60 - 1 Trimless 



MultiGimbalo 60 - 2 Trimless 



MultiGimbalo 60 - 3 Trimless 



MultiGimbalo 60 - 1 | 2 | 3



Code ordering example: **R K 8 6 M X 2 2 - 9 8 2 7 1 6 D 0 1 0**

	Product Code	Light Source Code* XTM XIM**	>CRI	CCT	Power XTM XIM	Lumen	Beam Angle (00°)	Driver Options XTM XIM	Finish
MultiGimbalo 60 - 1	RK86	MX22 / MX61	Artist	98	27 2700K	10.6W 11.5W	700 lm	16 / 28 / 38	D0 No Dim 10 Black
	RK89	MX31 / MX71	Beauty	95	9.5W		931 lm	28 / 35 / 45	DA DA Dali Dim 11 White
		MX41 / MX81	Designer	90	11.4W 13.2W	1300 lm		D1 D1 0-10 Dim	75 Grey
MultiGimbalo 60 - 2	RK87				2x10.6W 2x11.5W	1400 lm	16 / 28 / 38	DP Phase	
	RK90				2x9.5W	1862 lm	28 / 35 / 45	DX DMX	
					2x11.4W 2x13.2W	2600 lm		DC CASAMBI	
MultiGimbalo 60 - 3	RK88				3x10.6W 3x11.5W	2100 lm	16 / 28 / 38		
	RK91				3x9.5W	2793 lm	28 / 35 / 45		
					3x11.4W 3x13.2W	3900 lm			

Optical Accessories

Product / Optical Accessories	Coloured Filters	Honeycomb Louvre	Anti-Glare Hood
	Colours 25, 42, 55, 85	Colour 10	Colour 10, 11, 75
MultiGimbalo 60	2662 [#]	2634	2321

With holder.

Notes:

* Watt and lumen data refer to nominal values of the LED source, for photometric data visit www.formalighting.com

* 3000K / 3500K / 4000K are available for Artist series. 3000K is available for Designer series.

** XIM available in BLE version with DALI dimming control system. For other XIM version, please contact us.

MultiGimbalo 100

Adjustable Recessed Downlight | with **XICATO™** LED module



MultiGimbalo 100 - 1



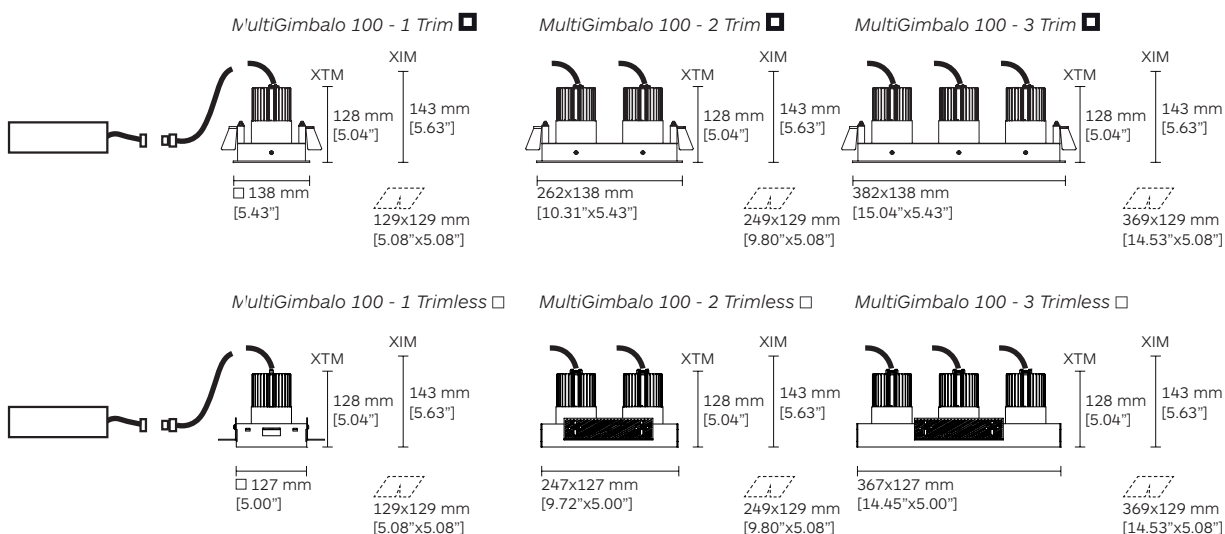
MultiGimbalo 100 - 2



MultiGimbalo 100 - 3

MAIN FEATURES

- Square adjustable beveled die-cast aluminum trim or trimless recessed downlight.
- Available with one, two or three light-heads.
- Tiltable +/- 40° on a dual axis gimbals.
- Powder coat finish black, white or grey colour.
- Deep regressed LED module position for minimal glare.
- Removable luminaire front ring for an easy tool-free installation by twist and lock action.
- Dimming options: Dali, wireless and other LED dim options are to be specified when ordering (see page 54).




MultiGimbalo 100 - 1 | 2 | 3



Code ordering example: **R J 2 1 M X 2 5 - 9 8 2 7 2 0 D 0 1 0**


	Product Code	Light Source Code* XTM XIM**	>CRI	CCT	Power XTM XIM	Lumen	Beam Angle (00°)	Driver Options XTM XIM	Finish
MultiGimbalo 100 - 1	RJ21 <input checked="" type="checkbox"/>	MX25 / MX65	Artist	98	27 2700K	20W 24.4W	2000 lm	20 / 40 / 60	D0 No Dim 10 <input checked="" type="checkbox"/> Black
	RL24 <input type="checkbox"/>	MX32 / MX72	Beauty	95				DA DA Dali Dim 11 <input type="checkbox"/> White	
		MX43 / MX83	Designer	90	25.7W 31.8W	3000 lm		D1 D1 0-10 Dim 75 <input checked="" type="checkbox"/> Grey	
MultiGimbalo 100 - 2	RJ22 <input checked="" type="checkbox"/>				2x20W 2x24.4W	4000 lm		DP Phase	
	RL25 <input type="checkbox"/>							DX DMX	
					2x25.7W 2x31.8W	6000 lm		DC CASAMBI	
MultiGimbalo 100 - 3	RJ23 <input checked="" type="checkbox"/>				3x20W 3x24.4W	6000 lm			
	RL26 <input type="checkbox"/>								
					3x25.7W 3x31.8W	9000 lm			

Optical Accessories



Coloured Filters

Colours 25, 42, 55, 85



Honeycomb Louvre

Colour 10



Anti-Glare Hood

Colour 10, 11, 75

Product / Optical Accessories	Coloured Filters	Honeycomb Louvre	Anti-Glare Hood
	Colours 25, 42, 55, 85	Colour 10	Colour 10, 11, 75
MultiGimbalo 100	2067*	2460	2869

With holder.

Notes:

* Watt and lumen data refer to nominal values of the LED source, for photometric data visit www.formalighting.com

* 3000K / 3500K / 4000K are available for Artist series. 3000K is available for Designer series.

** XIM available in BLE version with DALI dimming control system. For other XIM version, please contact us.

MultiGiro Deep

Adjustable Recessed Downlight | with **XICATO™** LED module



MultiGiro Deep 1

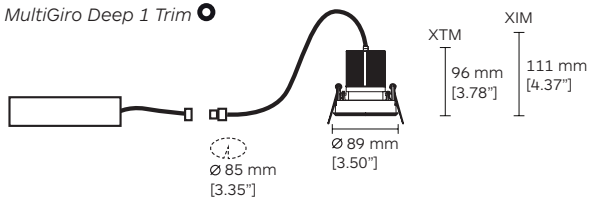


MultiGiro Deep 2

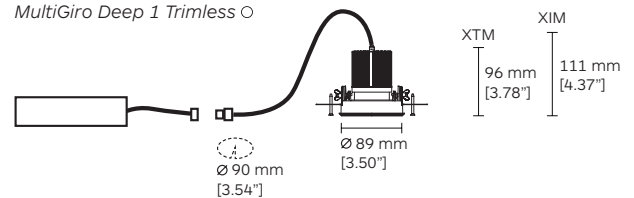
MAIN FEATURES

- Round adjustable beveled die-cast aluminum trim or trimless recessed downlight.
- Available with one or two light-heads.
- 0°-25° vertical tilting and 350° horizontal pan rotation.
- Powder coat finish black, white or grey colour.
- Deep regressed LED module position for minimal glare.
- Removable luminaire front ring for an easy tool-free installation by twist and lock action.
- Dimming options: Dali, wireless and other LED dim options are to be specified when ordering (see page 54).

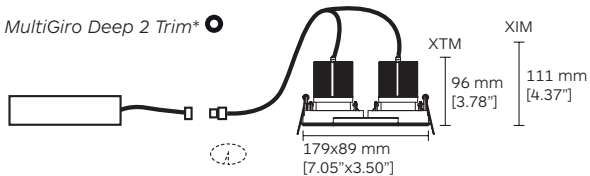
MultiGiro Deep 1 Trim ●



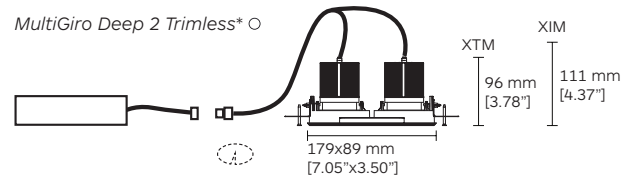
MultiGiro Deep 1 Trimless ○



MultiGiro Deep 2 Trim* ●










MultiGiro Deep 2 Trimless* ○








MultiGiro Deep - 1 | 2



Code ordering example: **R G 9 6 M X 2 2 - 9 8 2 7 1 6 D 0 1 0**

	Product Code	Light Source Code**		>CRI	CCT	Power		Lumen	Beam Angle (00°)	Driver Options		Finish
		XTM	XIM***			XTM	XIM			XTM	XIM	
MultiGiro Deep - 1	RG96 	MX22 / MX61	Artist	98	27 2700K	10.6W	11.5W	700 lm	16 / 28 / 38	D0	No Dim	10  Black
	RG97 	MX31 / MX71	Beauty	95		9.5W		931 lm	28 / 35 / 45	DA DA	Dali Dim	11  White
		MX41 / MX81	Designer	90		11.4W	13.2W	1300 lm		D1 D1	0-10 Dim	75  Grey
MultiGiro Deep - 2	RG98 					2x10.6W	2x11.5W	1400 lm	16 / 28 / 38	DP	Phase	
	RG99 					2x9.5W		1862 lm	28 / 35 / 45	DX	DMX	
						2x11.4W	2x13.2W	2600 lm		DC	CASAMBI	

Optical Accessories

					
Product / Optical Accessories	Coloured Filters	Linear Spread	Honeycomb Louvre	Anti-Glare Cone	Anti-Glare Hood
	Colours 25, 42, 55, 85	Colour 41	Colour 10	Colour 10	Colour 10, 11, 75
MultiGiro Deep	2614[#]	2615	2504	2661	2418

With holder.

Notes:

- * For accurate ceiling cut dimension, please refer to the installation manual or visit www.formalighting.com
- ** Watt and lumen data refer to nominal values of the LED Source, for photometric data visit www.formalighting.com
- *** 3000K / 3500K / 4000K are available for Artist series. 3000K is available for Designer series.
- *** XIM available in BLE version with DALI dimming control system. For other XIM version, please contact us.

MultiQuadro Deep

Adjustable Recessed Downlight I with **XICATO™** LED module



MultiQuadro Deep - 1

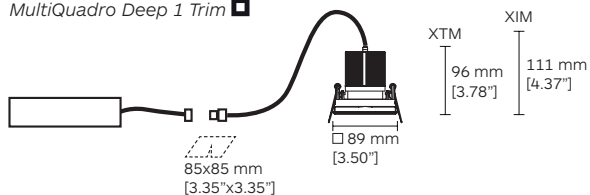


MultiQuadro Deep - 2

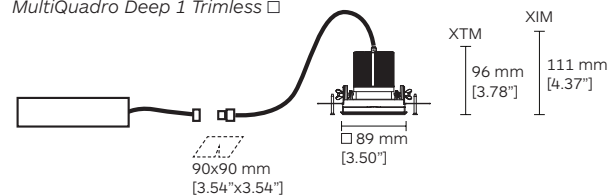
MAIN FEATURES

- Square adjustable beveled die-cast aluminum trim or trimless recessed downlight.
- Available with one or two light-heads.
- 0°-25° vertical tilting and 350° horizontal pan rotation.
- Powder coat finish black, white or grey colour.
- Deep regressed LED module position for minimal glare.
- Removable luminaire front ring for an easy tool-free installation by twist and lock action.
- Dimming options: Dali, wireless and other LED dim options are to be specified when ordering (see page 54).

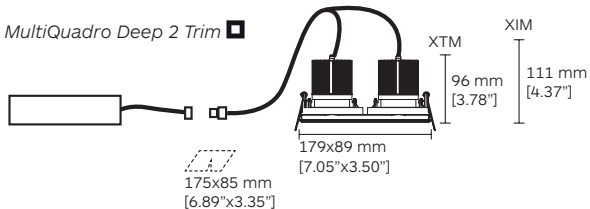
MultiQuadro Deep 1 Trim 



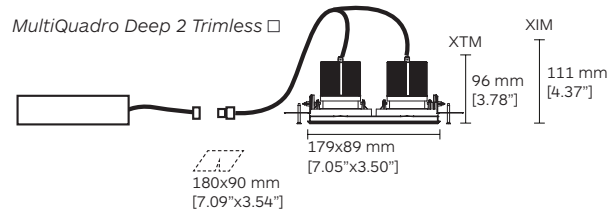
MultiQuadro Deep 1 Trimless 



MultiQuadro Deep 2 Trim 



MultiQuadro Deep 2 Trimless 








MultiQuadro Deep - 1 | 2



Code ordering example: **R G 1 6 M X 2 2 - 9 8 2 7 1 6 D 0 1 0**

	Product Code	Light Source Code*		>CRI	CCT	Power		Lumen	Beam Angle (00°)	Driver Options		Finish			
		XTM	XIM**			XTM	XIM			XTM	XIM				
MultiQuadro Deep - 1	RG16	■	MX22 / MX61	Artist	98	27	2700K	10.6W	11.5W	700 lm	16 / 28 / 38	D0	No Dim	10	■ Black
	RG17	□	MX31 / MX71	Beauty	95			9.5W		931 lm	28 / 35 / 45	DA DA	Dali Dim	11	□ White
			MX41 / MX81	Designer	90			11.4W	13.2W	1300 lm		D1 D1	0-10 Dim	75	■ Grey
MultiQuadro Deep - 2	RG18	■						2x10.6W	2x11.5W	1400 lm	16 / 28 / 38	DP	Phase		
	RG19	□						2x9.5W		1862 lm	28 / 35 / 45	DX	DMX		
								2x11.4W	2x13.2W	2600 lm		DC	CASAMBI		

Optical Accessories

					
Product / Optical Accessories	Coloured Filters	Linear Spread	Honeycomb Louvre	Anti-Glare Cone	Anti-Glare Hood
	Colours 25, 42, 55, 85	Colour 41	Colour 10	Colour 10	Colour 10, 11, 75
MultiQuadro Deep	2614*	2615	2504	2661	2418

With holder.

Notes:

* Watt and lumen data refer to nominal values of the LED source, for photometric data visit www.formalighting.com

* 3000K / 3500K / 4000K are available for Artist series. 3000K is available for Designer series.

** XIM available in BLE version with DALI dimming control system. For other XIM version, please contact us.

Nippo

Adjustable Recessed Downlight I with **XICATO™** LED module



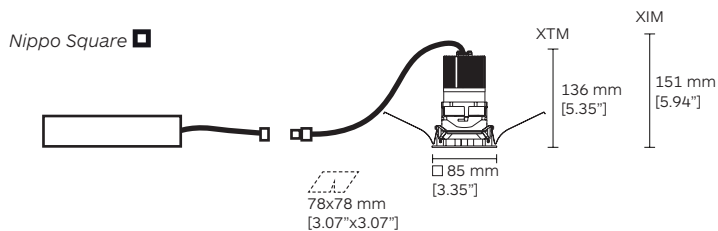
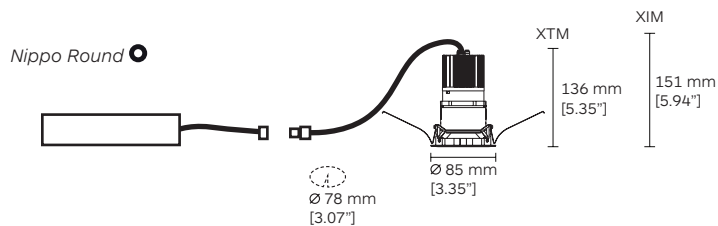
Round



Square

MAIN FEATURES





- Round or square adjustable beveled die-cast aluminum trim or trimless recessed downlight.
- 0°-30° vertical tilting and 350° horizontal pan rotation.
- Powder coat finish white or grey colour.
- Deep regressed LED module position for minimal glare.
- Available with dark light reflector.
- Removable luminaire front ring for an easy tool-free installation by twist and lock action.
- Dimming options: Dali, wireless and other LED dim options are to be specified when ordering (see page 54).



Nippo - Round I Square



Code ordering example: **R J 1 1 M X 2 2 - 9 8 2 7 1 6 D 0 1 0**

	Product Code	Light Source Code*		>CRI	CCT	Power		Lumen	Beam Angle (00°)	Driver Options		Finish
		XTM	XIM**			XTM	XIM			XTM	XIM	
Nippo Round	RJ11 	MX22 / MX61	Artist	98	27 2700K	10.6W	11.5W	700 lm	16 / 28 / 38	D0	No Dim	10  Black
		MX31 / MX71	Beauty	95		9.5W		931 lm	28 / 35 / 45	DA DA	Dali Dim	11  White
		MX41 / MX81	Designer	90		11.4W	13.2W	1300 lm		D1 D1	0-10 Dim	
Nippo Square	RL48 									DP	Phase	
										DX	DMX	
										DC	CASAMBI	

Notes:

* Watt and lumen data refer to nominal values of the LED source, for photometric data visit www.formalighting.com

* 3000K / 3500K / 4000K are available for Artist series. 3000K is available for Designer series.

** XIM available in BLE version with DALI dimming control system. For other XIM version, please contact us.

Eclisse Pro

Adjustable Recessed Downlight | with **XICATO™** LED module



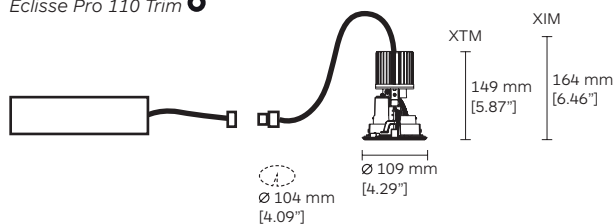
Eclisse Pro 110

Eclisse Pro 155

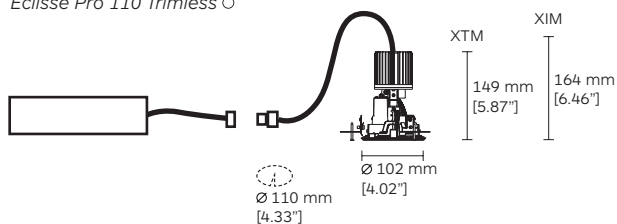
MAIN FEATURES

- Round beveled adjustable die-cast aluminum trim or trimless recessed downlight.
- Available in two different sizes: 110 and 155.
- 0°-35° vertical tilting and 350° horizontal pan rotation.
- Powder coat finish white colour.
- Deep regressed LED module position for minimal glare.
- Removable luminaire front ring for an easy tool-free installation by twist and lock action.
- Dimming options: Dali, wireless and other LED dim options are to be specified when ordering (see page 54).
- IP44 available upon request.

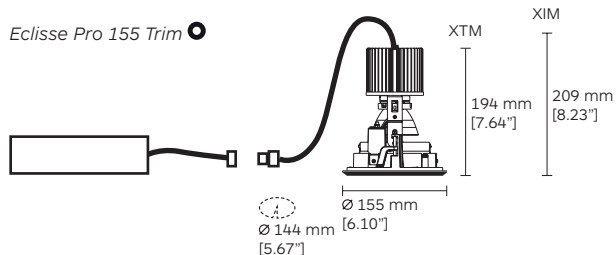
Eclisse Pro 110 Trim ●



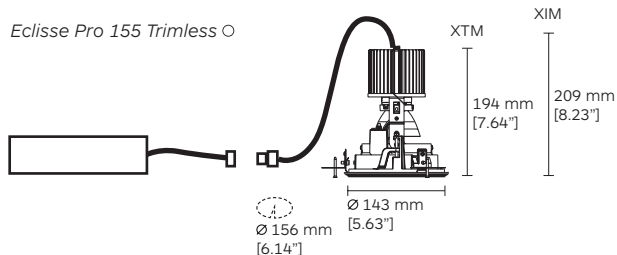
Eclisse Pro 110 Trimless ○



Eclisse Pro 155 Trim ●



Eclisse Pro 155 Trimless ○



Eclisse Pro - 110 | 155

Code ordering example: **R J 9 1 B X 2 5 - 9 8 2 7 2 2 D 0 1 1**

	Product Code	Light Source Code*		>CRI	CCT	Power		Lumen	Beam Angle (00°)	Driver Options		Finish		
		XTM	XIM**			XTM	XIM			XTM	XIM			
Eclisse Pro 110	RJ91	●	BX22 / BX61	Artist	98	27	2700K	10.6W	11.5W	700 lm	22 / 38 / 48	D0	No Dim	11 □ White
	RJ92	○	BX31 / BX71	Beauty	95			9.5W		931 lm	28 / 35 / 45	DA DA	Dali Dim	
			BX41 / BX81	Designer	90			11.4W	13.2W	1300 lm		D1 D1	0-10 Dim	
Eclisse Pro 155	RF94	●	BX25 / BX65	Artist	98			20W	24.4W	2000 lm	25 / 36 / 45	DP	Phase	
	RG01	○	BX32 / BX72	Beauty	95							DX	DMX	
			BX43 / BX83	Designer	90			25.7W	31.8W	3000 lm		DC	CASAMBI	

Notes:

* Watt and lumen data refer to nominal values of the LED source, for photometric data visit www.formalighting.com

* 3000K / 3500K / 4000K are available for Artist series. 3000K is available for Designer series.

** XIM available in BLE version with DALI dimming control system. For other XIM version, please contact us.

Occhio 87

Adjustable Recessed Downlight | with **XICATO™** LED module



Pin

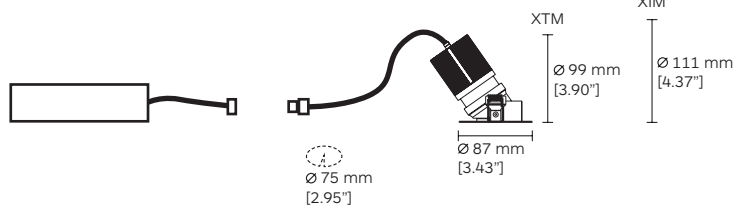


Slot

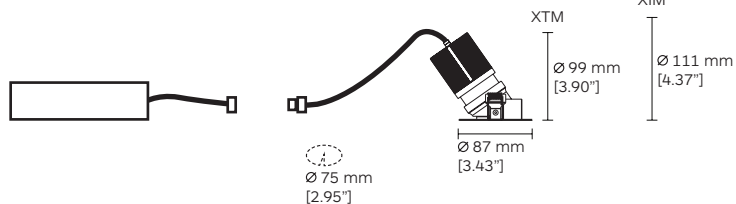
MAIN FEATURES

- Round beveled adjustable die-cast aluminum pin or slot recessed downlight.
- 0°-35° vertical tilting and 350° horizontal pan rotation.
- Powder coat finish white colour.
- Deep regressed LED module position for minimal glare.
- Removable luminaire front ring for an easy tool-free installation by twist and lock action.
- Dimming options: Dali, wireless and other LED dim options are to be specified when ordering (see page 54).

Occhio 87 Pin ●







Occhio 87 Slot ●



Occhio 87 - Pin I Slot



Code ordering example: **RL01MX22-982716D011**

	Product Code	Ingress Protection	Light Source Code*		>CRI	CCT	Power		Lumen	Beam Angle (00°)	Driver Options		Finish		
			XTM	XIM**			XTM	XIM			XTM	XIM			
Occhio 87 Pin	RL01	 IP20	MX22 / MX61		Artist	98	27	2700K	10.6W	11.5W	700 lm	16 / 28 / 38	D0	No Dim	11 <input type="checkbox"/> White
	RL42	 IP44	MX31 / MX71		Beauty	95			9.5W		931 lm	28 / 35 / 45	DA DA	Dali Dim	
			MX41 / MX81		Designer	90			11.4W	13.2W	1300 lm		D1 D1	0-10 Dim	
Occhio 87 Slot	RL05	 IP20											DP	Phase	
	RL46	 IP44											DX	DMX	
													DC	CASAMBI	

Notes:

* Watt and lumen data refer to nominal values of the LED source, for photometric data visit www.formalighting.com

* 3000K / 3500K / 4000K are available for Artist series. 3000K is available for Designer series.

** XIM available in BLE version with DALI dimming control system. For other XIM version, please contact us.

Iride

Adjustable Recessed Downlight I with **XICATO™** LED module



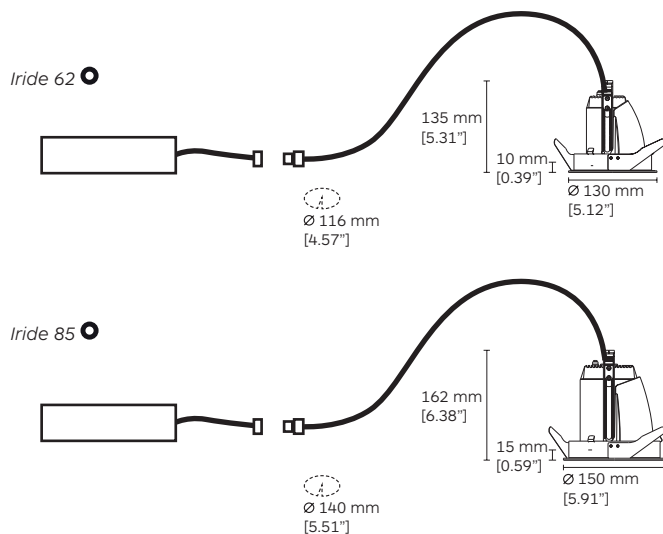
Iride 62



Iride 85

MAIN FEATURES

- Round beveled adjustable die-cast aluminum recessed spotlight.
- Available in two different sizes: 62 and 85.
- Vertical tilting with pull out mechanism: 0°-35° for 65 version, 0°-30° for 85 version. 350° horizontal pan rotation.
- Powder coat finish black, white or grey colour.
- Deep regressed LED module position for minimal glare.
- Removable luminaire front ring for an easy tool-free installation by twist and lock action.
- Dimming options: Dali, wireless and other LED dim options are to be specified when ordering (see page 54).



Iride - 62 I 85



Code ordering example: **5 6 4 3 B X 2 5 - 9 8 2 7 3 0 D 0 1 0**

	Product Code	Light Source Code* XTM	>CRI	CCT	Power	Lumen	Beam Angle (00°)	Driver Options XTM	Finish
Iride 62	5643	BX25	Artist	98	20W	2000 lm	30 / 42 / 55	D0 No Dim	10 Black
		BX32	Beauty	95				DA Dali Dim	11 White
Iride 85	5338	BX26	Artist	98	30.5W	3000 lm	20 / 40 / 60	D1 0-10 Dim	75 Grey
		BX43	Designer	90	25.7W			DP Phase	
								DX DMX	
								DC CASAMBI	

Notes:

* Watt and lumen data refer to nominal values of the LED source, for photometric data visit www.formalighting.com

* 3000K / 3500K / 4000K are available for Artist series. 3000K is available for Designer series.

Roller In & Out

Adjustable Recessed Downlight | with **XICATO™** LED module



Roller In & Out 136

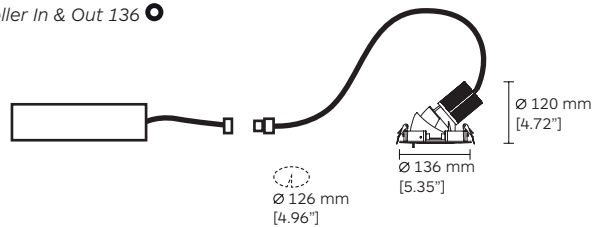


Roller In & Out 195

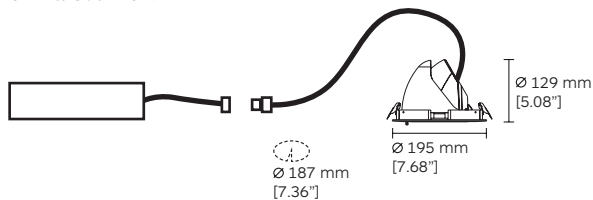
MAIN FEATURES

- Round adjustable beveled die-cast aluminum recessed downlight.
- Available in two different sizes: 136 and 195.
- Tilttable in two directions: 30° in and 50° Out (136). 40° in and 60° Out (195) . 350° horizontal pan rotation.
- Powder coat finish white or grey colour.
- Deep regressed LED module position for minimal glare.
- Removable luminaire front ring for an easy tool-free installation by twist and lock action.
- Dimming options: Dali, wireless and other LED dim options are to be specified when ordering (see page 54).
- IP44 available upon request.

Roller In & Out 136 ●



Roller In & Out 195 ●




Roller In & Out - 136 | 195



Code ordering example: **RE29BX25-982730D011**

	Product Code	Light Source Code* XTM	>CRI	CCT	Power	Lumen	Beam Angle (00°)	Driver Options XTM	Finish
Roller In & Out 136	RE29	BX25 Artist	98	27 2700K	20W	2000 lm	30 / 42 / 55	D0 No Dim	11 White
		BX32 Beauty	95					DA Dali Dim	75 Grey
		BX42 Designer	90		17.1W			D1 0-10 Dim	
Roller In & Out 195	RD29	BX26 Artist	98		30.5W	3000 lm	20 / 40 / 60	DP Phase	
		BX43 Designer	90		25.7W			DX DMX	
								DC CASAMBI	

Optical Accessories



Product / Optical Accessories	Linear Spread Colour 41	Honeycomb Louvre Colour 10
Roller In & Out 136	2156	2368
Roller In & Out 195	2155	2367

With holder.

Notes:

* Watt and lumen data refer to nominal values of the LED source, for photometric data visit www.formalighting.com

* 3000K / 3500K / 4000K are available for Artist series. 3000K is available for Designer series.

Zero

Track Spotlight I with **XICATO™** LED module



Zero 66

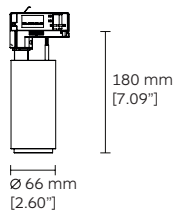
Zero 100

Zero 130

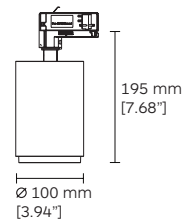
MAIN FEATURES

- Beveled die-cast aluminum track spotlight.
- Available in three different sizes: 66, 100 and 130.
- Adjustable aiming angle 0-90° and 350° horizontal pan rotation.
- Powder coat finish black or white colour.
- Deep regressed LED module position for minimal glare.
- Removable luminaire front ring for an easy tool-free installation by twist and lock action.
- Dimming options: Dali, wireless and other LED dim options are to be specified when ordering (see page 54).

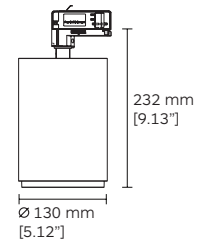
ZERO 66



ZERO 100





ZERO 130








Zero - 66 | 100 | 130



Code ordering example: **6 5 2 6 B X 2 5 - 9 8 2 7 3 0 D 0 1 0**

	Product Code	Light Source Code* XTM	>CRI	CCT	Power	Lumen	Beam Angle (00°)	Driver Options** XTM	Finish			
Zero 66	6526	BX25	Artist	98	27	2700K	20W	1770 lm	30 / 42 / 55	D0	No Dim	10  Black
		BX32	Beauty	95			2000 lm	28 / 35 / 45	DA	Dali Dim	11  White	
		BX42	Designer	90		17.1W			D1	0-10 Dim		
Zero 100	6490	BX26	Artist	98		30.5W	2140 lm	20 / 40 / 60	DP	Phase		
		BX43	Designer	90		25.7W			DX	DMX		
Zero 130	6489	BX18	Standard	83		30.5W	3850 lm	20 / 40 / 60	DC	CASAMBI		

Optical Accessories

					
Product / Optical Accessories	Coloured Filters Colours 25, 42, 55, 85	Linear Spread Colour 41	Honeycomb Louvre Colour 10	Visor Colour 10	Snoot Colour 10, 11, 75
Zero 66	2A48[#]	2A51	2A54	2A65	2A60
Zero 100	2A47[#]	2A50	2A53	2A64	2A59
Zero 130	2A46[#]	2A49	2A52	2A63	2A58

With holder.

Notes:


* Watt and lumen data refer to nominal values of the LED source, for photometric data visit www.formalighting.com

* 3000K / 3500K / 4000K are available for Artist series. 3000K is available for Designer series.

** The shape of the box may change according to the chosen dimming options

Palla

Track Spotlight I with **XICATO™** LED module



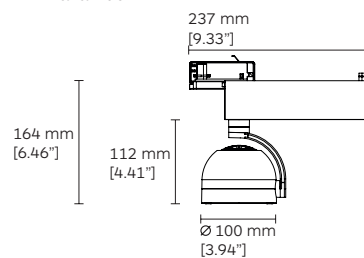
Palla 100

Palla 130

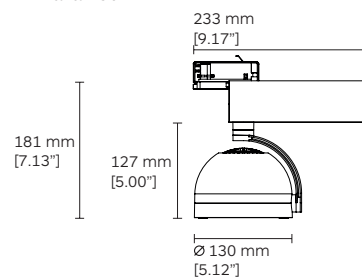
MAIN FEATURES

- Beveled die-cast aluminum track spotlight.
- Available in two different sizes: 100 and 130.
- Adjustable aiming angle 0-90° and 350° horizontal pan rotation.
- Powder coat finish black or white colour.
- Deep regressed LED module position for minimal glare.
- Removable luminaire front ring for an easy tool-free installation by twist and lock action.
- Dimming options: Dali, wireless and other LED dim options are to be specified when ordering (see page 54).

Palla 100



Palla 130







Palla - 100 | 130



Code ordering example: **6 5 3 1 B X 2 5 - 9 8 2 7 1 6 D 0 1 0**

	Product Code	Light Source Code* XTM	>CRI	CCT	Power	Lumen	Beam Angle (00°)	Driver Options** XTM	Finish
Palla 100	6531	BX25 Artist	98	27 2700K	13W	1400 lm	16 / 28 / 38	D0 No Dim	10 ■ Black
		BX31 Beauty	95		9.5W	931 lm		DA Dali Dim	11 □ White
		BX41 Designer	90		11.4W	1300 lm		D1 0-10 Dim	
Palla 130	6532	BX25 Artist	98		20W	2000 lm	25 / 36 / 45	DP Phase	
		BX32 Beauty	95					DX DMX	
		BX43 Designer	90		25.7W	3000 lm		DC CASAMBI	

Optical Accessories

				
Product / Optical Accessories	Coloured Filters Colours 25, 42, 55, 85	Linear Spread Colour 41	Honeycomb Louvre Colour 10	Spill Ring Colour 10
Palla 100	2A76[#]	2A71	2A80	2A10
Palla 130	2A75[#]	2A70	2A79	2A11

With holder.

Notes:

* Watt and lumen data refer to nominal values of the LED source, for photometric data visit www.formalighting.com

* 3000K / 3500K / 4000K are available for Artist series. 3000K is available for Designer series.

** The shape of the box may change according to the chosen dimming options

Palla

Adjustable Surface Mounted Spotlight | with **XICATO™** LED module



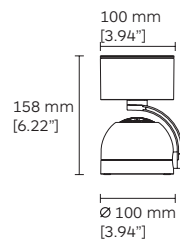
Palla 100

Palla 130

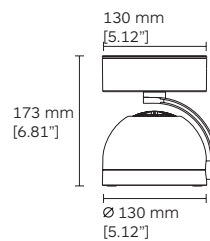
MAIN FEATURES

- Beveled die-cast aluminum surface mounted downlight.
- Available in two different sizes: 100 and 130.
- Adjustable aiming angle 0-90° and 350° horizontal pan rotation.
- Powder coat finish black or white colour.
- Deep regressed LED module position for minimal glare.
- Removable luminaire front ring for an easy tool-free installation by twist and lock action.
- Dimming options: Dali, wireless and other LED dim options are to be specified when ordering (see page 54).

Palla 100



Palla 130







Palla - 100 | 130



Code ordering example: **1 3 8 0 B X 2 5 - 9 8 2 7 1 6 D 0 1 0**

	Product Code	Light Source Code* XTM	>CRI	CCT	Power	Lumen	Beam Angle (00°)	Driver Options** XTM	Finish
Palla 100	1380	BX25 Artist	98	27 2700K	13W	1400 lm	16 / 28 / 38	D0 No Dim	10 ■ Black
		BX31 Beauty	95		9.5W	931 lm		DA Dali Dim	11 □ White
		BX41 Designer	90		11.4W	1300 lm		D1 0-10 Dim	
Palla 130	1381	BX25 Artist	98		20W	2000 lm	25 / 36 / 45	DP Phase	
		BX32 Beauty	95					DX DMX	
		BX43 Designer	90		25.7W	3000 lm		DC CASAMBI	

Optical Accessories

				
Product / Optical Accessories	Coloured Filters Colours 25, 42, 55, 85	Linear Spread Colour 41	Honeycomb Louvre Colour 10	Spill Ring Colour 10
Palla 100	2A76*	2A71	2A80	2A10
Palla 130	2A75*	2A70	2A79	2A11

With holder.

Notes:


* Watt and lumen data refer to nominal values of the LED source, for photometric data visit www.formalighting.com

* 3000K / 3500K / 4000K are available for Artist series. 3000K is available for Designer series.

** The shape of the box may change according with the chosen diming options

Zero

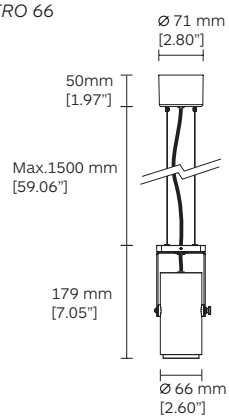
Pendant Mounted Spotlight I with **XICATO™** LED module



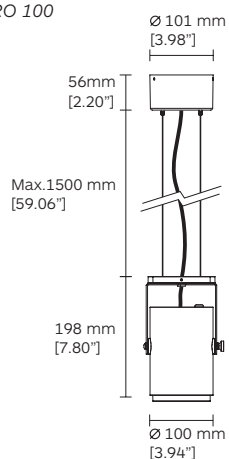
MAIN FEATURES

- Beveled die-cast aluminum track spotlight.
- Available in three different sizes: 66, 100 and 130.
- Adjustable aiming angle 0-90° and 350° horizontal pan rotation.
- Powder coat finish black or white colour.
- Deep regressed LED module position for minimal glare.
- Removable luminaire front ring for an easy tool-free installation by twist and lock action.
- Dimming options: Dali, wireless and other LED dim options are to be specified when ordering (see page 54).

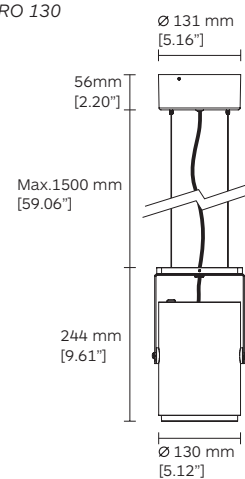
ZERO 66



ZERO 100



ZERO 130








Zero - 66 | 100 | 130



Code ordering example: **7 1 8 9 B X 2 5 - 9 8 2 7 3 0 D 0 1 0**

	Product Code	Light Source Code* XTM	>CRI	CCT	Power	Lumen	Beam Angle (00°)	Driver Options** XTM	Finish
Zero 66	7189	BX25 Artist	98	27 2700K	20W	1770 lm	30 / 42 / 55	D0 No Dim	10 ■ Black
		BX32 Beauty	95			2000 lm	28 / 35 / 45	DA Dali Dim	11 □ White
		BX42 Designer	90		17.1W			D1 0-10 Dim	
Zero 100	7188	BX26 Artist	98		30.5W	3000 lm	20 / 40 / 60	DP Phase	
		BX43 Designer	90		25.7W			DX DMX	
Zero 130	7168	BX18 Standard	83		41.8W	5000 lm	20 / 40 / 60	DC CASAMBI	

Optical Accessories

					
Product / Optical Accessories	Coloured Filters Colours 25, 42, 55, 85	Linear Spread Colour 41	Honeycomb Louvre Colour 10	Visor Colour 10	Snoot Colour 10, 11, 75
Zero 66	2A48[#]	2A51	2A54	2A65	2A60
Zero 100	2A47[#]	2A50	2A53	2A64	2A59
Zero 130	2A46[#]	2A49	2A52	2A63	2A58

With holder.

Notes:

* Watt and lumen data refer to nominal values of the LED source, for photometric data visit www.formalighting.com

* 3000K / 3500K / 4000K are available for Artist series. 3000K is available for Designer series.

** The shape of the box may change according with the chosen diming options

Palla

Pendant Mounted Spotlight I with **XICATO™** LED module



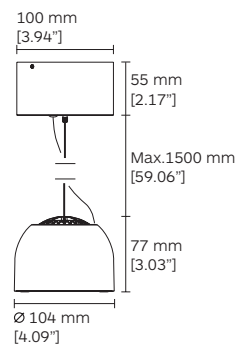
Palla 100

Palla 130

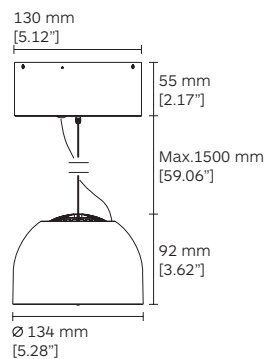
MAIN FEATURES

- Round or square beveled die-cast aluminum trim or trimless recessed downlight.
- Available in fixed, adjustable or wallwasher version.
- Adjustable version: 0°-25° vertical tilting and 350° horizontal pan rotation.
- Powder coat finish black or white colour.
- Deep regressed LED module position for minimal glare.
- Removable luminaire front ring for an easy tool-free installation by twist and lock action.
- Dimming options: Dali, wireless and other LED dim options are to be specified when ordering (see page 54).
- IP44 available upon request.

Palla 100



Palla 130







Palla - 100 | 130



Code ordering example: **7 2 3 2 B X 2 5 - 9 8 2 7 1 6 D 0 1 0**

	Product Code	Light Source Code* XTM	>CRI	CCT	Power	Lumen	Beam Angle (00°)	Driver Options** XTM	Finish
Palla 100	7232	BX25 Artist	98	27 2700K	13W	1400 lm	16 / 28 / 38	D0 No Dim	10 ■ Black
		BX31 Beauty	95		9.5W	931 lm		DA Dali Dim	11 □ White
		BX41 Designer	90		11.4W	1300 lm		D1 0-10 Dim	
Palla 130	7233	BX25 Artist	98		20W	2000 lm	25 / 36 / 45	DP Phase	
		BX32 Beauty	95					DX DMX	
		BX43 Designer	90		25.7W	3000 lm		DC CASAMBI	

Optical Accessories

				
Product / Optical Accessories	Coloured Filters Colours 25, 42, 55, 85	Linear Spread Colour 41	Honeycomb Louvre Colour 10	Spill Ring Colour 10
Palla 100	2A76[#]	2A71	2A80	2A10
Palla 130	2A75[#]	2A70	2A79	2A11

With holder.

Notes:

* Watt and lumen data refer to nominal values of the LED source, for photometric data visit www.formalighting.com

* 3000K / 3500K / 4000K are available for Artist series. 3000K is available for Designer series.

** The shape of the box may change according with the chosen dimming options

Eurotype Track System


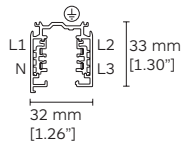


2089 Length: 1m [39.37"]

2090 Length: 2m [78.74"]

2091 Length: 3m [118.11"]

Connection to the 220-250V single-phase mains: 16A overall load, corresponding to 3500/4000 VA over the three circuits.

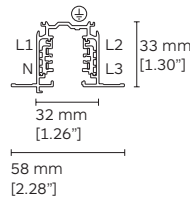


2092 Length: 1m [39.37"]

2093 Length: 2m [78.74"]

2094 Length: 3m [118.11"]

Connection to the 220-250V single-phase mains: 16A overall load, corresponding to 3500/4000 VA over the three circuits.

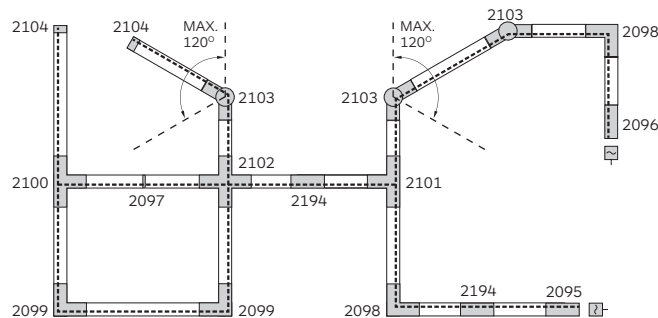


FEATURES SURFACE MOUNTED TRACK / FLANGED RECESSED TRACK

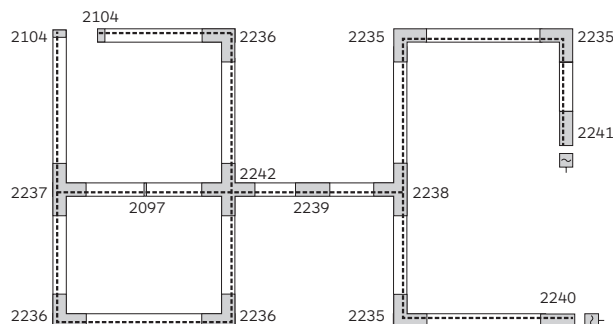
IP20 EN 60570

- Three circuit mains-voltage track system.
- Made of extruded aluminium and fitted with four 16A rolled copper conductors which are housed in extruded black PVC insulators.
- With 3 separately controllable current circuits.
- Also available in Recessed version.
- The system has many accessories that can solve almost all types of lighting installation requirements.
- For surface mounted version, it also has the facility for direct surface mounting through knockouts at 500mm spacing.
- If required, it can be cut to length on site.

Reference Diagram for Choice of Connetors (Surface Mounted Track)




Reference Diagram for Choice of Connetors (Flanged Recessed Track)



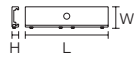
The drawing is Reflected Ceiling View.
 Directive Lug on the back of connectors.

INSTALLATION COMPOSANTS



2105 Mechanical Coupler

Available in colours 10, 11, 75.

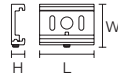


L : 137 mm | [5.39"]
W : 36 mm | [1.42"]
H : 11 mm | [0.43"]



2106 Ceiling Bracket

Available in colours 10, 11, 75.

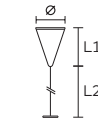


L : 45 mm | [1.77"]
W : 36 mm | [1.42"]
H : 11 mm | [0.43"]

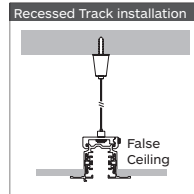


2108 Wire Hanger

Available in colours 10, 11, 75.



L1 : 50 mm | [1.97"]
L2 : 1500 mm | [59.06"]
Ø : 38 mm | [1.50"]

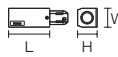


COUPLINGS



2095 Feeder (Right) for Surface track

Available in colours 10, 11.

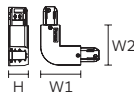


L : 68 mm | [2.68"]
W : 31 mm | [1.22"]
H : 32 mm | [1.26"]



2098 L Connector (Right) for Surface track

Available in colours 10, 11.

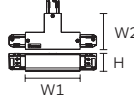


W1 : 66 mm | [2.60"]
W2 : 66 mm | [2.60"]
H : 32 mm | [1.26"]



2100 T Connector (Right) for Surface track

Available in colours 10, 11.

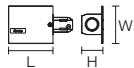


W1 : 100 mm | [3.94"]
W2 : 66 mm | [2.60"]
H : 32 mm | [1.26"]



2240 Feeder (Right) for Recessed track

Available in colours 10, 11.

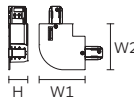


L : 68 mm | [2.68"]
W : 32 mm | [1.26"]
H : 32 mm | [1.26"]




2235 L Connector (Right) for Recessed track

Available in colours 10, 11.

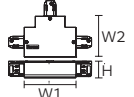


W1 : 79 mm | [3.11"]
W2 : 79 mm | [3.11"]
H : 32 mm | [1.26"]



2237 T Connector (Right) for Recessed track

Available in colours 10, 11.

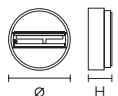


W1 : 100 mm | [3.94"]
W2 : 79 mm | [3.11"]
H : 32 mm | [1.26"]



2049 Ceiling base

Available in colours 10, 11.

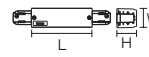


Ø : 110 mm | [4.33"]
H : 34 mm | [1.34"]



2194 Straight Connector for Surface track

Available in colours 10, 11.



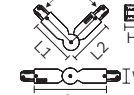
L : 100 mm | [3.94"]
W : 31 mm | [1.22"]
H : 32 mm | [1.26"]



2103 Flexible Connector for Surface track

Available in colours 10, 11.

Max. 300° / Min. 60°

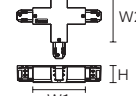


L : 160 mm | [6.30"]
L1 : 98 mm | [3.86"]
L2 : 98 mm | [3.86"]
W : 31 mm | [1.22"]
H : 33 mm | [1.30"]



2102 X Connector for Surface track

Available in colours 10, 11.

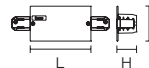


W1 : 100 mm | [3.94"]
W2 : 100 mm | [3.94"]
H : 32 mm | [1.26"]




2239 Straight Connector for Recessed track

Available in colours 10, 11.

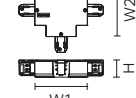


L : 100 mm | [3.94"]
W : 57 mm | [2.24"]
H : 32 mm | [1.26"]



2242 X Connector for Recessed track

Available in colours 10, 11.



W1 : 100 mm | [3.94"]
W2 : 100 mm | [3.94"]
H : 32 mm | [1.26"]



2097 Concealed Connector

For both, Recessed and Surface track.

Available in colours 10, 11.



2104 End Cap

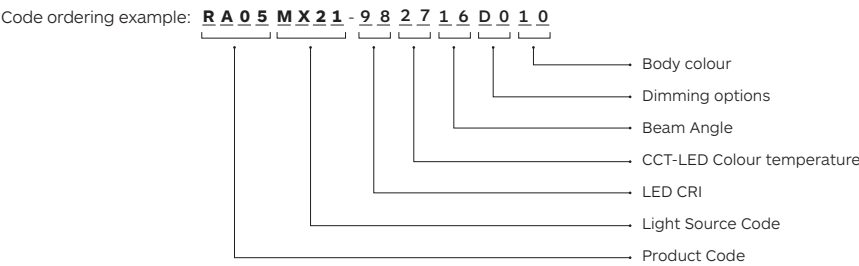
For both, Recessed and Surface track.

Available in colours 10, 11.



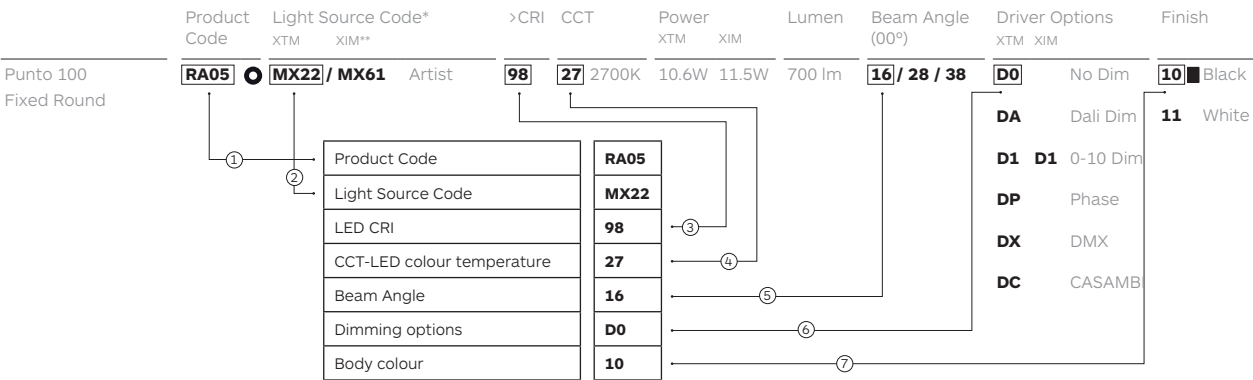
W1 : 31 mm | [1.22"]
W2 : 33 mm | [1.30"]
H : 10 mm | [0.39"]

Code System



Light Source Code				LED CRI		CCT-LED Colour temperature		Dimming Options		Body Colour	
XTM		XIM									
BX18	Standard 41.8W Built-in	BX58	Standard 41.8W Built-in	83	CRI > 83	27	Warm White 2700K	D0	No dimming	10	Black
BX21	Artist 9.7W Built-in	BX66	Artist 30.5W Built-in	90	CRI > 90			DA	Dali Dim	11	White
BX22	Artist 24.3W Built-in	BX83	Designer 25.7W Built-in	95	CRI > 95			D1	0-10 Dim	75	Grey
BX25	Artist 20W Built-in	MX61	Artist 11.5W Module	98	CRI > 98			DP	Phase		
BX26	Artist 30.5W Built-in	MX65	Artist 20W Module					DX	DMX		
BX31	Beauty 9.5W Built-in	MX71	Beauty 11.5W Module					DC	CASAMBI		
BX32	Beauty 20W Built-in	MX72	Beauty 20W Module								
BX41	Designer 11.4W Built-in	MX81	Designer 13.2W Module								
BX42	Designer 17.1W Built-in	MX83	Designer 25.7W Module								
BX43	Designer 25.7W Built-in										
MX21	Artist 9.7W Module										
MX25	Artist 20W Module										
MX31	Beauty 9.5W Module										
MX32	Beauty 20W Module										
MX41	Designer 11.4W Module										
MX43	Designer 25.7W Module										

How to order



Symbols & Icons

Round Trim		The CE mark signifies that a product conforms with the relevant ECC directives requirements. The CE marking is compulsory to indicate LVD and EMC conformity.	
Square Trim		The CE mark is also a self certification that the manufacturer claims that the product is safe. The value of such claim is directly related to the case of FormaLighting: All products are designed, developed, manufactured under the scope of ISO 9001 quality systems.	
Round Trimless		All FormaLighting products are tested in Europe and certified by an independent laboratory that is registered and audited by an approved European testing authority.	
Square Trimless		CLASS I Luminaires of insulation Class I - with earth connector.	
Round ceiling cut		CLASS II Luminaires of insulation Class II - With safety isolation, this means the tension conduction element are protected by additional isolation. The isolation of an earth wire it is not necessary and the connection to it is not allowed.	
Square ceiling cut		CLASS III Luminaires of insulation Class III - designed for operation of protected low voltage supply (>42V).	
		Passes the 850C glow wire test in accordance with ICE 695-2-1.	
		Passes the 960C glow wire test in accordance with ICE 695-2-1.	
		Degree of Ingress Protection*	IP _ _
		Recyclable	

IP _ _ Degree of Ingress Protection

1 st Number	Protection Against Dust and Solid Objects	2 nd Number	Protection Against Moisture and Liquids
0	No-Protection	0	No-Protection
1	Protection against solid objects > 50mm	1	Protection against dripping water
2	Protection against solid objects > 12mm	2	Protection against dripping water tilted > 15 deg
3	Protection against solid objects > 2.5mm	3	Protection against dripping water tilted > 15 deg
4	Protection against solid objects > 1mm	4	Protection against spraying water
5	Dust-protected	5	Protection against water jet
6	Dust-tight	6	Protection against waves
		7	Protection against the effects of immersion
		8	Protection against submersion



Global presence

formalighting provides a comprehensive service for projects via a network of highly qualified representatives worldwide.

Contact your local formalighting sales representative or visit www.formalighting.com

Europe / Milan		Asia / Hong Kong		USA	
Tel	(+39) 02 9354 0300	Tel	(+852) 2516 6500	Tel	+1 470 419 4003
Fax	(+39) 02 9343 5117	Fax	(+852) 2516 6525	Fax	+1 470 419 4013
E-mail	formaitalia@formalighting.it	E-mail	forma@forma.com.hk	E-mail	info.us@formalighting.com

formalighting is constantly developing and improving its products therefore all information, drawings, illustrations, specifications, photometric values in this catalogue are indicative and shall not form part of any commitment to our company that reserve the right to change specifications without prior notification or public announcement.

Technical information on the installation-instruction has precedence over the information in the catalogue.
Our general terms and conditions shall apply notwithstanding any stipulation on the contrary to all the orders and agreement with formalighting.

You can obtain a copy of these conditions on demand.

Publication date: November 2017.

© Copyright formalighting.

With thank to all contributors for the realization of this catalogue.

Design by formalighting Graphic Design Department.

No part of this catalogue may be copied without written authorization of formalighting.

