

formalighting

MOTOLUX

Motorized Remote Controlled Lighting

2020 | 21

MOTOLUX

Motorized Remote Controlled Lighting

48V Low Voltage Track

Moto-Zero



26

New

Moto-Zero **Zoom**

28

New

Main Voltage Track

Moto-Zero
Compasso

32

Moto-Zero
Compasso **Zoom**
(Integrated Driver)

34

New

Moto-Zero &
Moto-Zero **Zoom**

36

New

Recessed

Moto-Ola



40

Moto-Polaris



42

Moto-Combo &
Moto-Combo **Zoom**

44

New

Moto-Venus



46

Moto-Zero In & Out



52

Moto-Palla In & Out



54

Surface

Pendant

Moto-Colosseo



58

New

Moto-Gimbalo &
Moto-Gimbalo **Zoom**

60

New

Moto-MultiGimbalo &
Moto-MultiGimbalo
Zoom

62

Moto-Flap



68

New

Moto-Gimbalo
Surface

70

Moto - Gimbalo
Pendant

72


Outdoor

Track Systems & Accessories

Sistema
Moto-MultiGimbalo

74

Moto-LineaVolo



76


New

Moto-Terraluce



Landscape

78

Low Voltage Track
Options

85

Power Supply



90

Eurotype Track
System

92

formalighting

MOTOLUX a smart, affordable and complete solution for aiming and focusing lighting, without a ladder or lift. With MOTOLUX, formalighting brings the latest innovations in motorized lighting to the forefront.

Formalighting designed MOTOLUX specifically for the architectural market with design, form, and function as the foundation to servicing specific lighting needs across multiple applications in retail, hospitality, museum and commercial environments.

Historically, the motorized lighting used in commercial environments came from the theatrical world where the products were derived from large format expensive stage lights limiting their use to niche applications, typically in areas with little to no access.

By using its best-selling products as base, formalighting created compact motorized lighting, which are accessible for all applications offering the benefits and peculiarities of quality architectural fixtures that can be remotely panned, tilted and dimmed. Furthermore, it will be possible to remotely adjust the colour temperature and the beam angle of the fixture. All of this, for only a small increment in price.

In short, formalighting has created a versatile remote controlled series of motorized architectural lighting, MOTOLUX, that is ideal for applications in all the dynamic environments as well as where the distance between the ceiling and the surface to illuminate is an issue.

Eliminated the need for ladders and lifts, MOTOLUX delivers 3 Key benefits:

Reduced Costs

Light refocusing is done, most of the time, after normal working hours, which results in overtime costs. Maintenance staff or outside contractors have to be brought in to refocus the lighting. MOTOLUX eliminates this by simplifying the process and making safe and easy for anyone to refocus lighting.



Limits Liability

Since ladders or expensive scaffolds are not anymore required, it is safe and easy for ANY employee to adjust the lighting, reducing potential liability issues of work place accidents. The motor are silent and include a mechanical safety clutch to prevent any possible damage in the event of being operated manually

Updated Lighting

Our motorized architectural lighting fixtures help to ensure lighting is focused where and when is needed. It is extremely easy for any person to make the necessary changes and adjustments with a touch on a smart-device's screen using our app or with a click on a button of our patented remote control.



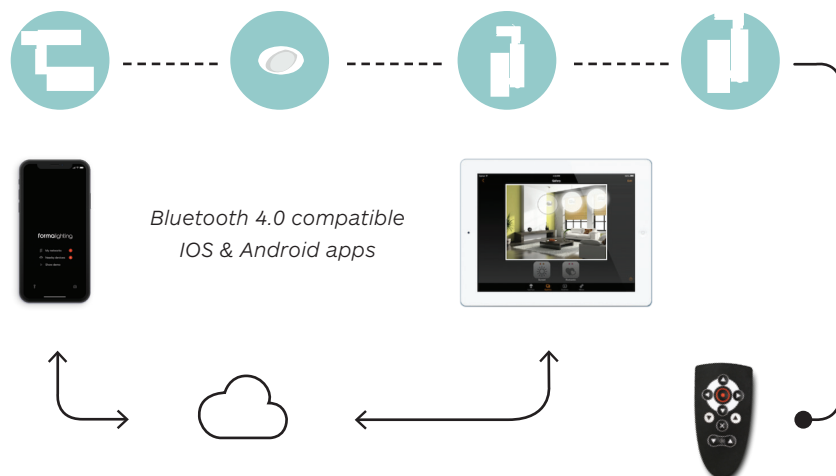
The Future of Light is moving

MOTOLUX
Motorized Remote Controlled Lighting





Central control



1. Not all fixtures must be by formalighting.
2. Dimming functions accrue throughout the day for various reasons; often many times per day.
3. Casambi gives up control of dimming functions to Central System so formalighting's fixtures do not require a secondary controller for dimming.

Remote control, sensor data, SW updates, configuration.

Not all environments are the same. We understand this so we developed the full remote control MOTOLUX motorized architectural fixtures with the flexibility to be controlled in many different ways. Whether through one of our control method, Casambi app or LaserDim Remote Control or a third party centralized system (i.e. DALI) combined with one of our control method.

Our first method of control is our hand held remote called "Laser Dim". This gives you the capability to Pan, Tilt, Dim and even to change the light color, when applicable, of a single or multiple fixtures at one time. In this scenario, rather than grabbing a ladder and climbing to the top, you simply pull your remote out of the drawer and point and click your way to re-focused lighting.

Secondly, formalighting's Bluetooth enabled application, powered by Casambi, offers the same functionality of Laser Dim combined with advanced

smart lighting features. If Laser Dim equates to the ladder, this option is a smart ladder. Our Casambi based applications has many of the same functions of popular centralized control systems in that is capable creating and memorizing Zones and Scenes as well as executing timer based commands for formalighting products, but it is also capable of controlling non formalighting fixtures through the use of simple click on modules.

The third and most popular from of control is a hybrid where MOTOLUX, like any other architectural fixture, can be dimmed via a third party system using phase or 0-10v dimming protocols. In this scenario dimming commands which happen many times a day for various reasons and possibly even from various inputs are executed as desired, but less frequent refocusing needs are handled by one of the two options above.

Casambi & formalighting

The Casambi solution is based on Bluetooth Low Energy, the state-of-the-art wireless technology and the only low power wireless technology in all modern smartphones, tablets and even smart watches, making it the only mainstream and future proof low power radio technology in the world.


Casambi technology provides a self-organizing wireless mesh network able to control a large number of fixtures from any point. It also allows for firmware updates over the network, allowing any kind of changes to be made over-the-air. In this kind of fully distributed and symmetric architecture, any unit can go offline and catch up from others when they return back online.

Formalighting app by Casambi works as one of the user interfaces in a Casambi lighting control solution, as the commissioning tool and as well as a remote gateway. The app works with iOS as well as Android devices, like smartphones, tablets and smartwatches. The app is free to download by any end user.

The Casambi app is made by user interface experts and in a way, that anyone - regardless of technical proficiency- can use it. Thanks to the formalighting app by Casambi it will be possible for the users to control the pan and tilt movement of the MOTOLUX fixtures, dimming the intensity of the light, easily use special features such as TuneableWhite, DimToWarm, RGB/W and Zoom beam shaping.


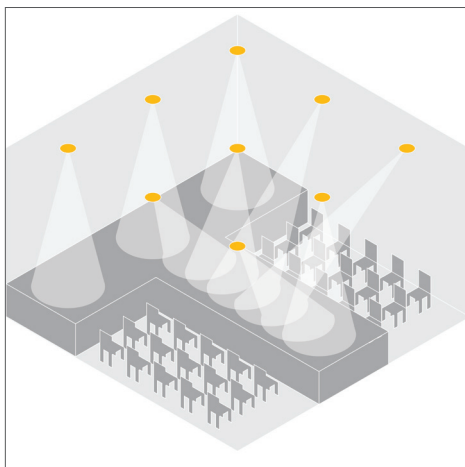
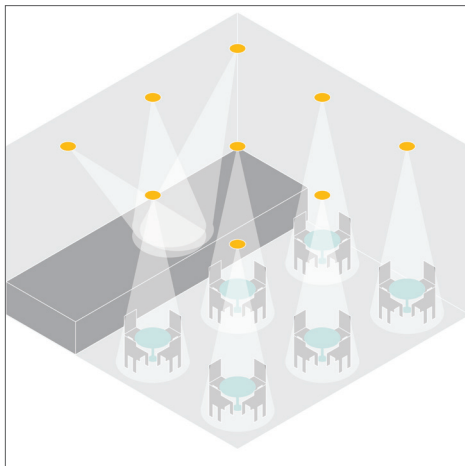
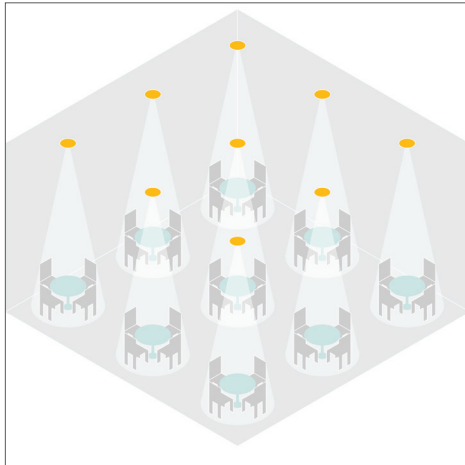
The app will only show in the user interface the functionality that is relevant for the fixtures used in the specific project. Therefore, the Casambi app is equally suitable for the professional lighting market as well as the residential field. The Casambi devices are smart on their own and they connect only when is needed.

An Internet connection is not necessary for normal operation, it is only needed for user interface configurations to be sent or recalled from the cloud service.



CASAMBI

Easy Configuration



We introduce an easy and precised way to control and configure our luminaries. Using the MOTOLUX app powered by Casambi, it will be easy and fast to create scenes involving dimerization, colour tuning and fixtures movements.

After saving it any scene can be recall with a simple click. Multiple scenes can be saved in the app, to adapt the illumination to the different time of the day or the different use of the ambience to enlighten.


One sigle installation with endless possibilities:

- **Create and save a specific scene.**
- **Change scenes at any time digitally.**
- **Program differente scenes to be changed automatically at a time set.**

Key Features

Zoom. Change of beam angle

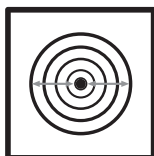
Every. Angle. Covered.



For unparalleled flexibility, selected MOTOLUX fixtures incorporate yet beam-shaping lens, to focus the luminaires beam angle from narrow to diffuse wide, giving the designers and the users the possibility to easily reconfigure the same ambience according with different type of events. Now you have many choice with one fixture.

Beam Angles

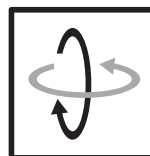
Ultra spot, narrow, medium and wide beam



Different light distributions offer freedom in design. For this reason, MOTOLUX luminaires are offered with different beam angles, ranging from ultra-spot to wide or flood, depending on the light source selected. Ultra-spot illumination allows to sharp focus on specific area or objects. Another advantage is the possibility to delivers good illumination from high ceiling.

Pan & Tilt

Move light head remotely



With dual axis hot aiming, the pan and tilt of any MOTOLUX fixture are easily controlled and instantly revised via a Bluetooth application or a user-friendly hand held remote control. It will be no longer necessary to hire maintenance technical staff, using ladders or operating complicate mechanical scaffolds, only to reconfigure the ambience's illumination.

Tuneable White

Human Centric Light



In response to the gradual shifts in colour temperature of natural light throughout the course of a day and a season, MOTOLUX luminaires offer also a Tuneable White fixture. The white colour temperature of the light can be adjusted in 2700-6500K range. The right temperature at every moment of the day and for every event.

RGB / RGBW

Millions of colour shades



Another option of the advanced MOTOLUX LED light engines is RGBW. Fixtures with RGBW allow the possibility to change the light colour in a range of over 15 shades. Using high end optics the MOTOLUX RGBW luminaires deliver a uniform and shadow free light effect, making them an ideal solution for retail and shop window applications.

Full Spectrum (Sunlight)

Just like the sunlight



Full Spectrum modules offer the possibility to imitate like never before the spectrum of the sunlight, giving the designer the opportunity to create dramatic effects and playing with the whole natural colour spectrum. The full spectrum fixtures displayed any subject in a real natural light or been optimized with gradients of off-Planckian colours.

Connectivity

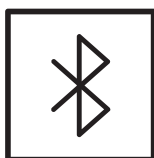
Mesh Network



MOTOLUX powered by Casambi provides an organized wireless mesh network able to control infinite numbers of fixtures, where all the intelligence of the system is replicated in every single fixture. In this kind of fully distributed and symmetric architecture, with no single points of failure, any unit can go offline and catch up from others when it return back online.

Bluetooth

All its power in your hands



Thanks to the formalighting app powered by Casambi it will be possible for the users to control, via smartphone or tablet, the pan and tilt movement of the MOTOLUX fixtures, dimming the intensity of the light, easily use special features such as Full Spectrum colour regulation, Tuneable White and beam shaping focus. Furthermore it will be possible create or recall specific light scene.

Remote Control

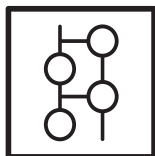
Simply Life



One fixtures or Infinite fixtures, only one patented remote control. Use the device to take the control of the scene. Point the controller to the dome of a luminaire (from a distance of up to 12 meters) and push the button, the dome will turn green. It will be possible to tilt/pan the fixtures, regulate the intensity and the temperature of the light with a touch of a button.

Full controll

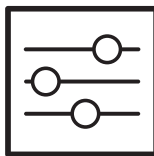
Take control of the scene



MOTOLUX technology makes easy to control multiple luminaires together. This operation is simple with both control methods, smart device app and patented remote control. User can group the luminaires and control their movements, light intensity and light temperature together. With Casambi it will be possible to create scene involving the luminaire group.

Multi Dim


Add colour to your life



MOTOLUX fixtures powered by Casambi offer a comprehensive colour controlling possibility. User can change the light colour in a simple way via the app interface. It will be possible to choose between many different gradients and save the favourite colours in a personalized colour palette.

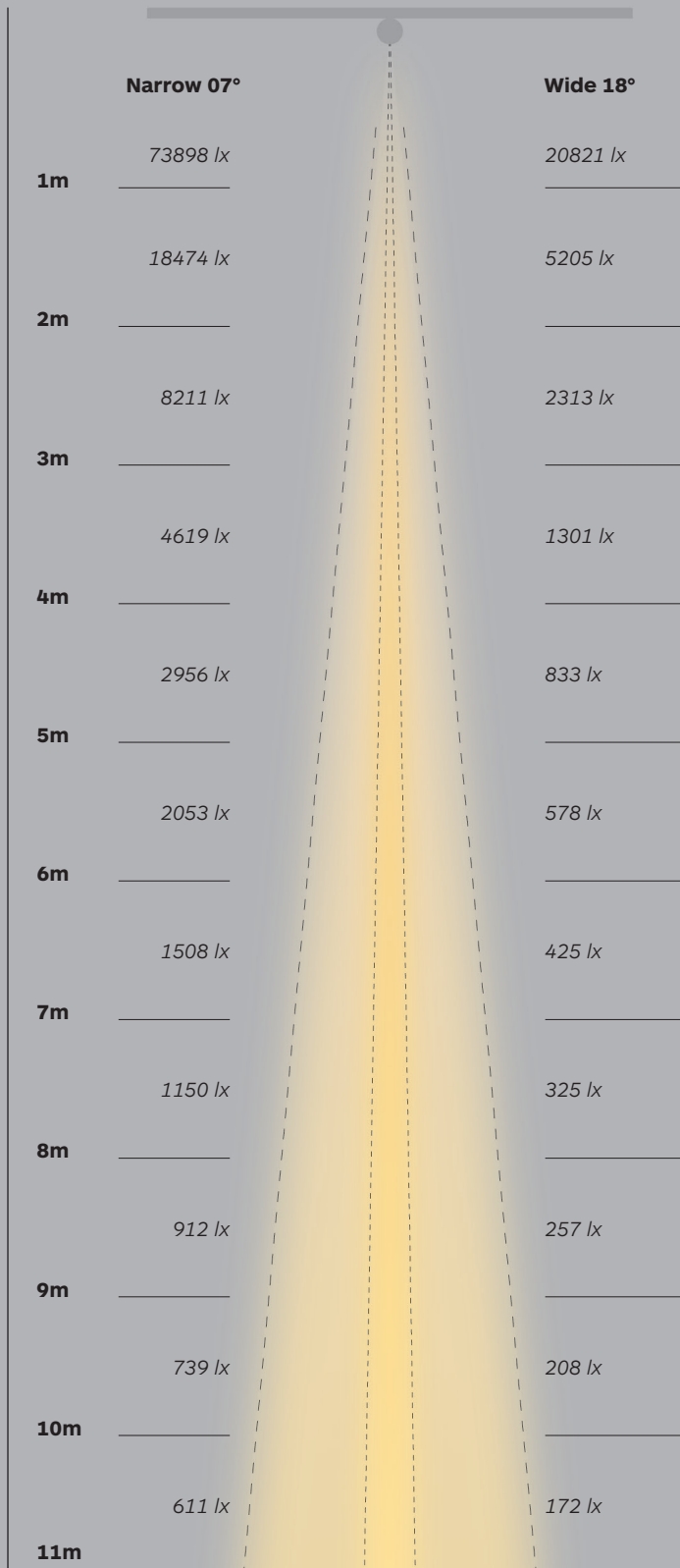
Switchable

Easy control



MOTOLUX luminaires powered by Casambi can also be controlled from standard wall switches and push buttons without the Casambi app. A standard wall switch or a push button can be used for dimming, controlling a scene or to swap through several scenes. In this way, there is no need to install additional dimmers.

Beam Shaping (BS)



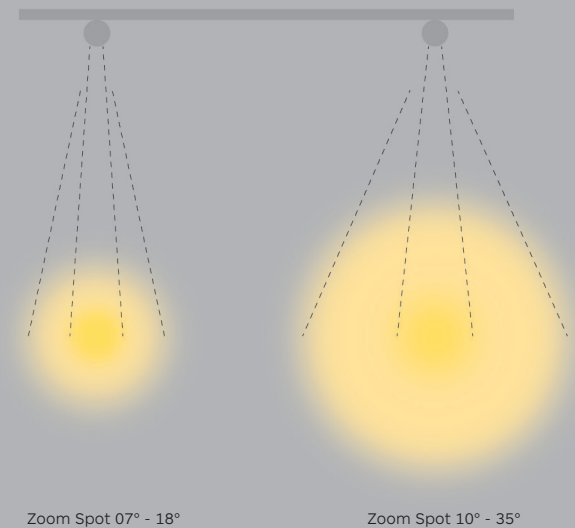
Every. Angle. Covered.

Each MOTOLUX luminaire is offered in an option of at least two different beam angles, ranging from narrow to wide or flood, depending on the light source selected.

For unparalleled flexibility, MOTOLUX introduces the new Zoom options, for selected fixtures. Based on pioneering beam-shaping lens technology, the Zoom option allows the user to adjust the luminaires' beam angle from narrow to diffuse wide, giving the possibility to reconfigure the same ambience according with the type of event.

Using the MOTOLUX Zoom luminaires, designers and users can create dynamic lighting scenario and precisely focus the light beam on specific zone or objects. The Zoom option is also the ideal solution to deliver to the floor a higher quantity of lux.

Zoom Spotlights



Full Spectrum Covered by Lumenetix

Full color Spectrum via wireless control technology by Lumenetix allows designers to solve the problem of ambience requiring multiple colour illumination. With selected MOTOLUX fixtures incorporated the revolutionary Lumenetix lighting technology is possible to solve the problem using only one type of fixtures. The Lumenetix Araya 5 Full-Spectrum LED chips deliver an unparalleled likeness to sunlight's natural spectrum, offering users the opportunity to create dramatic scenographic effects to communicate a variety of emotive experiences. The MOTOLUX are supplied with Casambi Bluetooth as standard control option; others protocols such as Dali-0 10V and DMX are available upon request.

lumenetix® CASAMBI



MOTOLUX powered by Lumenetix engine are able to deliver perfectly mixed white light, using five different colours channel of high, broad spectrum, brightness, none of which is white. The delivered light is 2 SCDM about the Planckian curve at 90+ CRI across the tuning range. MOTOLUX Lumenetix provides unique and different lighting solutions for each and every requirement. One fixture, one room...one building.

Areas of Application

Museums / Galleries



Related products

Moto-Zero Low Voltage Track
Moto-Zero Zoom Low Voltage Track
Moto-Zero Compasso Main Voltage Track
Moto-Zero Zoom Main Voltage Track
Moto-Zero Main Voltage Track
Moto-Ola
Moto-Zero In & Out
Moto-Gimbalo Pendant

Banquets Hall



Related products

Moto-Zero Low Voltage Track
Moto-Zero Zoom Low Voltage Track
Moto-Zero Compasso Main Voltage Track
Moto-Zero Zoom Main Voltage Track
Moto-Zero Main Voltage Track
Moto-Ola
Moto-Combo
Moto-Palla In & Out
Moto-Colosseo
Moto-Gimbalo
Moto-MultiGimbalo
Moto-Gimbalo Surface
Sistema Moto-MultiGimbalo

Shop Windows & Retail



Related products

Moto-Zero Low Voltage Track
Moto-Zero Zoom Low Voltage Track
Moto-Zero Compasso Main Voltage Track
Moto-Zero Zoom Main Voltage Track
Moto-Zero Main Voltage Track
Moto-Ola
Moto-Palla In & Out
Moto-Colosseo
Moto-Gimbalo
Moto-MultiGimbalo
Moto-Gimbalo Surface
Sistema Moto-MultiGimbalo

High ceiling



Related products

Moto-Zero Low Voltage Track
Moto-Zero Zoom Low Voltage Track
Moto-Zero Compasso Main Voltage Track
Moto-Zero Zoom Main Voltage Track
Moto-Zero Main Voltage Track
Moto-Ola
Moto-Combo
Moto-Venus
Moto-Zero In & Out
Moto-Palla In & Out
Moto-Colosseo
Moto-Gimbalo
Moto-MultiGimbalo
Moto-Gimbalo Surface
Sistema Moto-MultiGimbalo

Hospitality / Restaurants



Related products

Moto-Zero Low Voltage Track
Moto-Zero Zoom Low Voltage Track
Moto-Zero Compasso Main Voltage Track
Moto-Zero Zoom Main Voltage Track
Moto-Zero Main Voltage Track
Moto-Ola
Moto-Flap
Moto-LineaVolo

High end residences / Living spaces



Related products


Moto-Zero Low Voltage Track
Moto-Zero Zoom Low Voltage Track
Moto-Zero Compasso Main Voltage Track
Moto-Zero Zoom Main Voltage Track
Moto-Zero Main Voltage Track
Moto-Ola
Moto-Venus
Moto-Palla In & Out
Moto-Colosseo
Moto-Flap
Moto-Gimbalo Pendant
Sistema Moto-MultiGimbalo
Moto-LineaVolo

Project References

Since the 2016 series launch, over 18,000 Motolux fixtures have been installed in over 300 different projects around the world. Motolux's technologically advanced, remote controlled motorized

lighting fixtures deliver the most flexible and reliable solutions for a wide range of projects and applications for Hospitality, Retail, Museums, Art Galleries, Restaurants and many more.

Retail



*Retail space.
New York.*

Banquets Hall



*Banquets Hall.
Dubai.*

Hospitality



Restaurant.
Macau.

Museums / Art Galleries



Art Gallery Project.
Manila.

MOTOLUX for 48V Low Voltage Track System

Moto Zero's family of remote controlled motorized track lighting is now including specific 48V versions, which offering all the advantage of low-Voltage luminaire.

The fixtures, which include an integrated 48V track adapter, offer all the benefits of the remote controlled MOTOLUX motorized architectural lighting. Moto-Zero LV is available in 3 sizes with aluminium light head diameter of 40mm-66-mm and 100mm. its Zoom version is available in 2 sizes 40mm and 80mm.

Pan + Tilt + Zoom

Two silent DC motors drive the 0-90° tilt and 0- 360° pan movements of the fixture. A third motor enables a high précised focus of the light beam in a range between 12°-45°. The movements and bean shaping of the fixtures, as well as the intensity and the white colour tuning of the light, are controlled via remote control CASAMBI™ application.

2020
product
release

formalighting

formalighting

MOTOLUX

Motorized Remote Controlled Lighting

Motorized Architectural Lighting

Moto-Zero Low Voltage

40 | 68 | 100 Low Voltage Track



Body

Motorized track mounted 48V low voltage spotlight with light head and mounting arm in cast aluminium. Moto-Zero 48V low voltage is available in 3 different light head diameters 40mm and 68mm and 100mm.

The integrated track adapter is compatible with different models of Stucchi low voltage track system. Easy to insert and remove from the track. Two DC motors drive the movements of the fixture, which is tiltable vertically up to 90° and rotatable horizontally 330°.

The movements of the fixture, as well as the intensity and the colour tuning of the light, are controlled via CASAMBI™ application.

Accessories

Moto-Zero 68 & 100: honeycomb louvre.
For more information about accessories see page 82 and for low voltage track accessories see page 84-89.

Finish

Powder coat in black or white colour.

LED sources

COB LED. High Power LED. Lumenetix Full Spectrum (68).
COB Tuneable White (40, 100).
CRI: 90 | CCT: 3000K, 4000K, Full Spectrum (68).
Other CRI and CCT options available on request.

Optic

Lens or Reflector (only for Moto-Zero 68 TW).
Super narrow (7°), narrow, medium and wide beam angle available.

Driver

48V input integrated.
Motion Control: Casambi.
Dimming Options: Casambi.
Colour Tuning: Casambi.
Power supply unit to be ordered separately, see page 90.

Applications

The 48V Low Voltage evolution of the Moto-Zero Compasso. Easy to install and to control, a versatile spotlight ideal for retail and museum applications.
Application areas: retail, museums, hospitality, residential, lobbies.

Compatible with Low Voltage Track Types

Please see P.84-85 for details



2ST1

Surface Track



2ST6

Surface Track
Pendant Track



2ST7

Pendant Track
For Up Side



2ST8

Recessed Track
Trim



2ST3

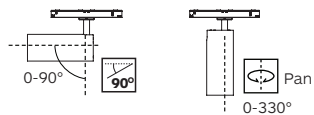
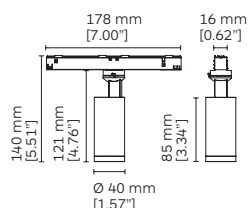
Recessed Track
Trimless

Moto-Zero Low Voltage Track



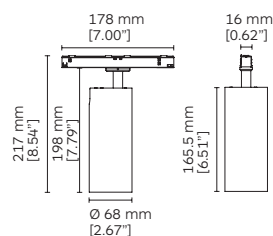
Moto-Zero Low Voltage 40

Low Voltage Track



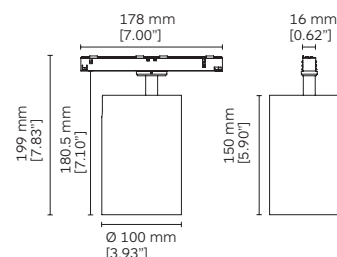
Moto-Zero Low Voltage 68

Low Voltage Track



Moto-Zero Low Voltage 100

Low Voltage Track



Code ordering example: **M 9 0 1 B C 3 1 - 9 0 3 0 1 6 D C 1 0**

	Product Code	Light Source Code*	>CRI	CCT**	LED Power	Nominal Lumen	Beam Angle (BA°)	Driver Options	Finish
Moto-Zero Low Voltage 40	M901	BC31 COB LED	90	30 3000K	6W	664 lm	16 / 26 / 36	DC CASAMBI	10 ■ Black 11 □ White
		BR21 High Power LED		40 4000K	4W	722 lm 439 lm 483 lm	07 / 24 / 36		
		BU11 TW COB LED		TW 2700-6500K	7W	710 lm	18 / 28 / 40		
Moto-Zero Low Voltage 68	M902	BC22 COB LED	90	30 3000K	12W	1550 lm	16 / 25 / 36		
		BR21 High Power LED		40 4000K	6W	530 lm 580 lm	05		
		BL22 Lumenetix ¹		FS Full Spectrum	18W	750 lm	18 / 25 / 33		
		IU21 TW COB LED		TW 2700-6500K	13W	1290 lm	16 / 25 / 48		
Moto-Zero Low Voltage 100	M903	BC33 COB LED	90	30 3000K	25W	2760 lm	12 / 22 / 32		
		BR21 High Power LED		40 4000K	21W	3000 lm 1862 lm 1920 lm	07 / 24 / 36		

Notes:

* For complete code ordering information, please see page 97.

For related accessories, please see page 82-83 & 84-89.

** For other CCT options, please contact us.

¹ Tuning range: 1650-8000K. Gradients of saturated colours from 1-100% can be added to colour points within the tuning range.

¹ The values in the nominal lumen are referring to the peak lumen.

Moto-Zero Zoom Low Voltage

40 | 80 Low Voltage Track



Body

Motorized track mounted 48V low voltage spotlight with light head and mounting arm in cast aluminium. Moto-Zero Zoom 48V low voltage is available in 2 different light head diameters: 40mm and 80mm. The integrated track adapter is compatible with different models of Stucchi low voltage track system.

Easy to insert and remove from the track. Two DC motors drive the movements of the fixture, which is tiltable vertically up to 90° and rotatable horizontally 350°. A third motor controls a special lens, which allows the user to shape the light beam from narrow to wide diffuse. The movements and the beam shaping of the fixture, as well as the intensity and the colour tuning of the light, are controlled via CASAMBI™ application.

Accessories

For more information about low voltage track accessories see page 84-89.

Finish

Powder coat in black or white colour.

LED sources

High Power LED. (40). COB LED (80). Lumenetix Full Spectrum (80).

CRI: 90 | CCT: 3000K, 4000K, Full Spectrum (80). Other CRI and CCT options available on request.

Optic

Lens.

Adjustable beam angle .

Driver

48V input integrated.

Motion Control: Casambi.

Dimming Options: Casambi.

Colour Tuning: Casambi.

Power supply unit to be ordered separately, see page 90.

Applications

The 48V Low Voltage evolution of the Moto-Zero Zoom.

Easy to install and to control, the fixture enable users to focus on a narrow to wide spot at the touch of a button.

Application areas: retail, museums, hospitality, residential, lobbies.

Compatible with Low Voltage Track Types

Please see P.84-85 for details



2ST1

Surface Track



2ST6

Surface Track
Pendant Track



2ST7

Pendant Track
For Up Side



2ST8

Recessed Track
Trim



2ST3

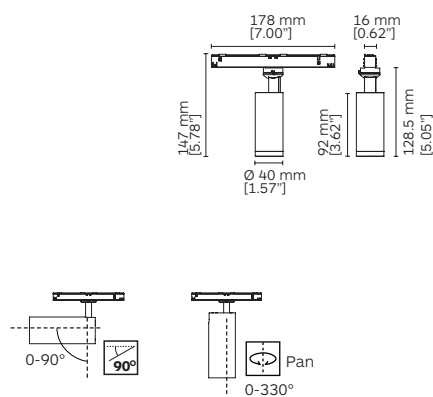
Recessed Track
Trimless

Moto-Zero Zoom Low Voltage Track



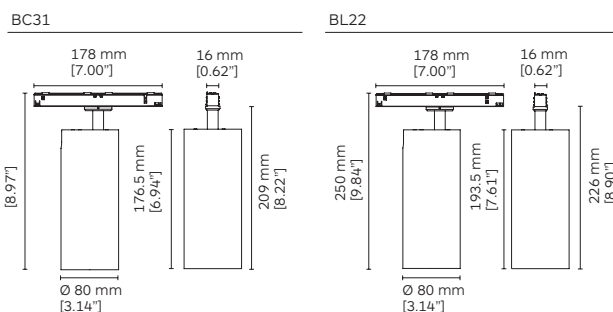
Moto-Zero Zoom Low Voltage 40

Low Voltage Track



Moto-Zero Zoom Low Voltage 80

Low Voltage Track



Code ordering example: **M 9 0 4 B R 2 1 - 9 0 3 0 B S D C 1 0**

	Product Code	Light Source Code*	>CRI	CCT**	LED Power	Nominal Lumen	Beam Angle (BA°)	Driver Options	Finish
Moto-Zero Zoom Low Voltage 40	M904	BR21 High Power LED	90	30 3000K 40 4000K	4W	439 lm 483 lm	BS (13° - 35°)	DC CASAMBI	10 ■ Black 11 □ White
Moto-Zero Zoom Low Voltage 80	M905	BC31 COB LED	90	30 3000K 40 4000K	14W	1410 lm 1540 lm	BS (12° - 45°) ²		
	BL22	Lumenetix ¹	90	FS Full Spectrum	18W	750 lm	BS (15° - 45°) ²		

Notes:

* For complete code ordering information, please see page 97.

For related accessories, please see page 84-89.

** For other CCT options, Tuneable White (TW) version please contact us.

¹ Tuning range: 1650-8000K. Gradients of saturated colours from 1-100% can be added to colour points within the tuning range.

² The values in the nominal lumen are referring to the peak lumen.

BS: Beam shaping.

²Wide angle donotes as field angels.

Motolux for Main Voltage Lighting

Moto-Zero Compasso

40 | 68 | 100



Body

Motorized track mounted spotlight with light head and mounting arm in cast aluminium. **Moto-Zero Compasso** is available in 3 different light head diameters: 40mm, 68mm and 100mm. **Moto-Zero Compasso Zoom** is available in 4 diameters: 40mm, 68mm, 80mm and 130 mm.

The integrated track adapter with built-in driver is compatible with 3 phase eurotype track.

Two DC motors drive the movements of the fixtures, tilting them vertically up to 90° and rotating horizontally 315°.

For the Moto-Zero Zoom series, a third motor controls a special lens, which allows the user to shape the light beam from narrow to wide diffuse.

The movements and the beam shaping of the fixture, as well as the intensity and the colour tuning of the light, are controlled via CASAMBI™ application.

Accessories

Moto-Zero Compasso 68: Honeycomb louvre, Visor, Snoot. **Moto-Zero Zoom 130:** Honeycomb louvre.

For more information about accessories see page 82 and for track accessories see page 92-93.

Finish

Powder coat in black or white colour.

LED sources

Moto Zero Compasso: COB LED. High Power LED.

Lumenetix Full Spectrum (68). COB Tuneable White (40, 68). CRI: 90 | CCT: 3000K, 4000K, Tuneable White (40, 68), Full Spectrum (68). **Moto-Zero Zoom:** High Power LED. (40). COB LED (68, 80, 130). Lumenetix Full Spectrum (80), Tuneable White (130). CRI: 90 | CCT: 3000K, 4000K, Full Spectrum (80), Tuneable White (130).

Optic

Lens or Reflector (only for Moto-Zero Compasso 68 TW). Super narrow (7°), narrow, medium and wide beam angle available. **Moto-Zero Zoom** series: special lenses with beam-shaping technology.

Driver

Dimmable, In track adapter integrated driver 220-240VAC 50/60hz.

Motion Control: Casambi.

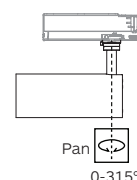
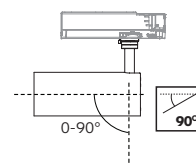
Dimming Options: Casambi.

Colour Tuning: Casambi.

Applications

A tiny and versatile spotlight ideal for applications where the distance between ceiling and spot is an issue. The Moto-Zero Zoom series is the ideal solution for museum and retail application. The fixture enable users to focus on a narrow to wide spot at the touch of a button.

Application areas: retail, museums, hospitality, residential, lobbies.

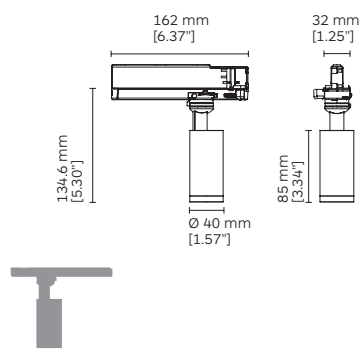


Moto-Zero Compasso



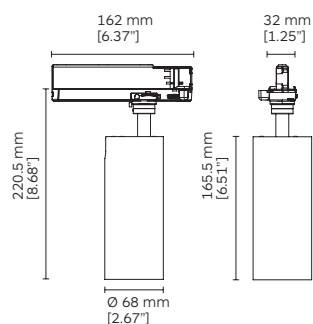
Moto-Zero Compasso 40

Compasso Main Voltage Track



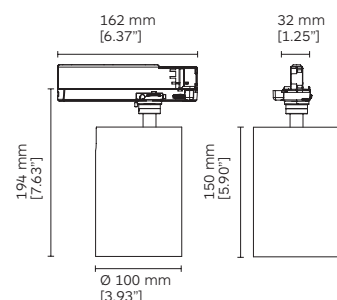
Moto-Zero Compasso 68

Compasso Main Voltage Track



Moto-Zero Compasso 100

Compasso Main Voltage Track



Code ordering example: **M 6 3 9 B C 3 1 - 9 0 3 0 1 6 D C 1 0**

	Product Code	Light Source Code*	>CRI	CCT**	LED Power	Nominal Lumen	Beam Angle (BA°)	Driver Options	Finish
Moto-Zero Compasso 40	M639	BC31 COB LED	90	30 3000K	6W	664 lm	16 / 26 / 36	DC CASAMBI	10 ■ Black 11 □ White
		BR21 High Power LED		40 4000K	4W	722 lm 483 lm	07 / 24 / 36		
		BU11 TW COB LED		TW 2700-6500K	7W	710 lm	18 / 28 / 40		
Moto-Zero Compasso 68	M665	BC22 COB LED	90	30 3000K	12W	1550 lm	16 / 25 / 36		
		BR21 High Power LED		40 4000K	6W	530 lm 580 lm	05		
		BL22 Lumenetix ¹		FS Full Spectrum	18W	750 lm	18 / 25 / 33		
		IU21 TW COB LED		TW 2700-6500K	13W	1290 lm	16 / 25 / 48		
Moto-Zero Compasso 100	M666	BC33 COB LED	90	30 3000K	25W	2760 lm	12 / 22 / 32		
		BR21 High Power LED		40 4000K	21W	3000 lm 1862 lm 1920 lm	07 / 24 / 36		

Notes:

* For complete code ordering information, please see page 97.

For related accessories, please see page 82-83.

** For other CCT options, please contact us.

¹ Tuning range: 1650-8000K. Gradients of saturated colours from 1-100% can be added to colour points within the tuning range.

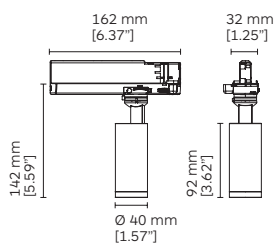
¹ The values in the nominal lumen are referring to the peak lumen.

Moto-Zero Zoom



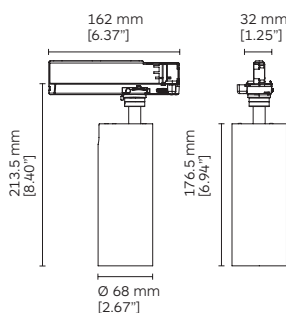
Moto-Zero Compasso Zoom 40

Main Voltage Track



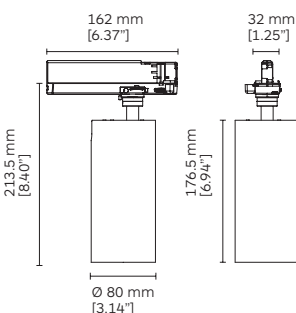
Moto-Zero Compasso Zoom 68

Main Voltage Track



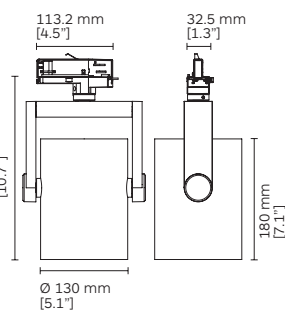
Moto-Zero Compasso Zoom 80

Main Voltage Track



Moto-Zero Zoom 130

Main Voltage Track

Code ordering example: **M 6 6 7 B R 2 1 - 9 0 3 0 B S D C 1 0**

	Product Code	Light Source Code*	>CRI	CCT**	LED Power	Nominal Lumen	Beam Angle (BA°)	Driver Options	Finish
Moto-Zero Compasso Zoom 40	M667	BR21 High Power LED	90	30 3000K 40 4000K	4W	439 lm 483 lm	BS (11° - 35°)	DC CASAMBI	10 ■ Black 11 □ White
Moto-Zero Compasso Zoom 68	M668	BC31 COB LED	90	30 3000K 40 4000K	14W	1410 lm 1540 lm	BS (10° - 30°) ²		
Moto-Zero Compasso Zoom 80	M669	BC31 COB LED	90	30 3000K 40 4000K	14W	1410 lm 1540 lm	BS (10° - 38°) ²		
		BL22 Lumenetix ¹		FS Full Spectrum	18W	750 lm	BS (15° - 45°) ²		
Moto-Zero Zoom 130	M670	BN21 COB LED	95	30 3000K 40 4000K	30W	2870 lm 3110 lm	BS (07° - 18°)		
		BB31 TW COB LED	90	TW 2700-6500K	26W	2710 lm	BS (13° - 20°)		

Notes:


* For complete code ordering information, please see page 97.

For related accessories, please see page 82-83.

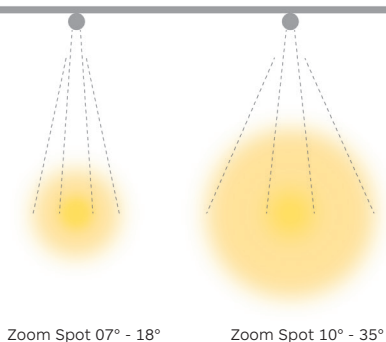
** For other CCT options, please contact us.

¹ Tuning range: 1650-8000K. Gradients of saturated colours from 1-100% can be added to colour points within the tuning range.² The values in the nominal lumen are referring to the peak lumen.**BS:** Beam shaping.²Wide angle donotes as field angels.

Every. Angle. Covered.



Zoom Spotlights



Moto-Zero Zoom, the latest novelty from the award-winning MOTOLUX range, is the ideal lighting solution for spaces with soaring ceilings, that also require frequent scene changes.

Using the formalighting app powered by CASAMBI, the fixture's beam angle can be changed within a range of 7 to 45 degrees. A change in beam angle may also require the light to be re-directed or modify its intensity, so the same app controls the pan (355°), tilt (90°) and dimming of the Moto-Zero Zoom.

Moto-Zero Zoom is available in 4 different sizes (lighthouse diameter of 40cm, 66cm, 80cm, 130cm) and with specific high Color Rendering option (CRI 97+, R9 90+). The range will soon be available in a low voltage track version.

Thanks to MOTOLUX technology, designers can create and save light scenes which may be programmed to change automatically at specified times, as the fixtures move and re-focus the light without the use of ladders or scaffolds.

Moto-Zero

66 | 100 | 130 | Zoom 66



Body

Motorized track mounted spotlight with light head and control gear box in cast aluminium. Moto-Zero is available in 3 different light head diameters: 66mm, 100mm and 130mm. The fixtures are inclusive of adapter compatible with 3 phase eurotype track.

The control gearbox is available in two different shapes, D and S. Check page 93 for more details about gearboxes. Two DC motors drive the movements of the fixture, tilting them vertically up to 90° in two directions and rotating them horizontally 350°. Moto-Zero 66 Zoom: a third motor controls a special lens, which allows the user to shape the light beam from narrow to wide diffuse.

The movements and the beam shaping of the fixture, as well as the intensity and the colour tuning of the light, are controlled via CASAMBI™ application.

Accessories

Linear spread, honeycomb louvre, Visor, Snoot.

For more information about accessories see page 82 and for track accessories see page 92-93.

Finish

Powder coat in black or white colour.

LED sources

COB LED. High Power LED. Lumenetix Full Spectrum. Tuneable White. RGBW (130).

CRI: 90 | CCT: 3000K, 4000K, Full Spectrum, Tuneable White.

Other CRI and CCT options available on request.

Optic

Lens or Reflector (according with the chosen model/light source).

Super narrow (7°), narrow, medium and wide beam angle available.

Driver

Dimmable driver integrated in the gear box.

Motion Control: Casambi, LaserDim.

Dimming Options: Casambi, LaserDim, 0-10V, DALI, DMX.

Colour Tuning: Casambi, DMX.

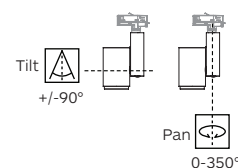
Applications

A stylish motorized spotlight created for the purpose to meet the highest requirements of the most advanced lighting technology.

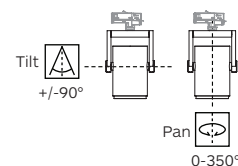
Application areas: retail, museums, hospitality, offices.

Moto - Zero 66 / 100

Moto - Zero Zoom 66



Moto - Zero 130



Moto-Zero 66 & Moto-Zero Zoom 66



Moto-Zero 66

Main Voltage Track

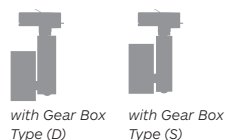
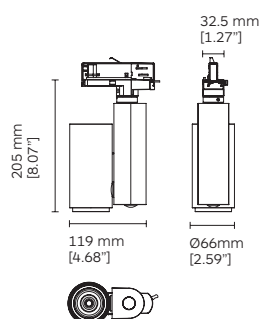


Moto-Zero Zoom 66

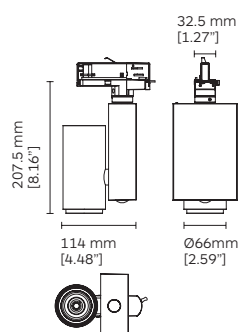
Main Voltage Track



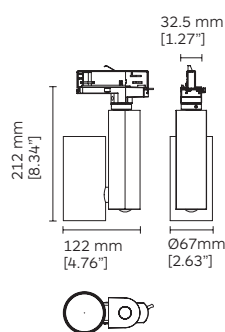
Gear Box Type D (D)



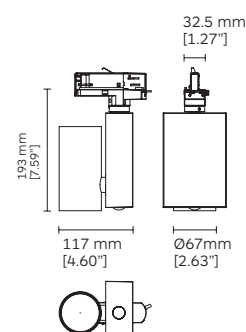
Gear Box Type S (S)



Gear Box Type D (D)



Gear Box Type S (S)



Code ordering example: **M 6 2 1 | C 3 2 - 9 0 3 0 1 5 | D L 1 0**

	Product code	Light source code*	>CRI	CCT**	LED Power	Nominal Lumen	Beam angle (BA°)	Driver & Box Type Options	Finish
Moto - Zero 66	M621	IC32 COB LED	90	30 3000K	26W	2450 lm	15 / 23 / 45	DL Laser Dim	10 ■ Black
		BR21 High Power LED	40	4000K	6W	530 lm	05	DC CASAMBI	11 □ White
	M641	BL22 Lumenetix ¹		FS Full Spectrum	18W	750 lm	18 / 25 / 33	SA DALI Dim	
		IU21 TW COB LED		TW 2700-6500K	13W	1290 lm	16 / 25 / 48	D1 0 - 10 Dim	
		BC31 COB LED	90	30 3000K	14W	1410 lm	BS (10° - 30°) ²	SX DMX	
Moto - Zero Zoom 66			40	4000K		1540 lm		DC CASAMBI	

Notes:

* For complete code ordering information, please see page 97.

For related accessories, please see page 82-83.

** For other CCT options, Tuneable White (TW) version please contact us. For Tuneable White (TW) option, the type of driver box is always Square shape (S).

BS: Beam shaping. ²Wide angle donotes as field angles.

¹ Tuning range: 1650-8000K. Gradients of saturated colours from 1-100% can be added to colour points within the tuning range.

² The values in the nominal lumen are referring to the peak lumen.

Pan/tilt/zoom control by Casambi app. Dim options: Casambi app or 0-10V / DALI / DMX by main control system .

Moto-Zero 100 & Moto-Zero 130



Moto-Zero 100

Main Voltage Track

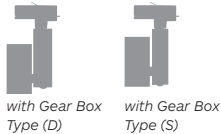
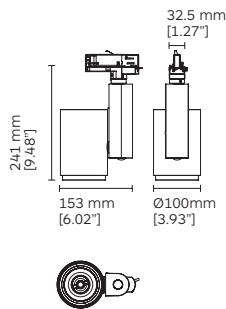


Moto-Zero 130

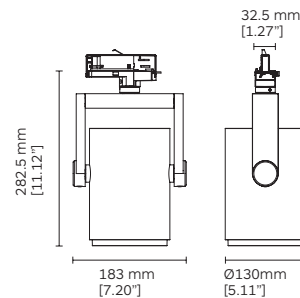
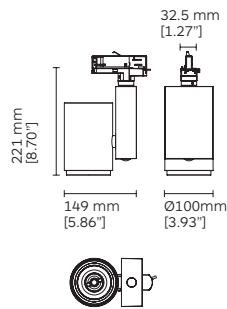
Main Voltage Track







Gear Box Type D (D)



Gear Box Type S (S)



Code ordering example: **M 6 2 0 | I C 3 3 | 9 0 | 3 0 | 1 2 | D C | 1 0**

	Product code	Light source code*		>CRI	CCT**	LED Power	Nominal Lumen	Beam angle (BA°)	Driver & Box Type Options	Finish
									 D  S	
Moto - Zero 100	M620	IC33 COB LED	90	30 3000K	33W	3290 lm	12 / 27 / 55	DC	CASAMBI	10  Black
		40 4000K			3430 lm		SA	DALI Dim	11  White	
		BR21 High Power LED			21W	1862 lm	07 / 24 / 36	D1	0 - 10 Dim	
						1920 lm		SX	DMX	
		BL23 Lumenetix ¹	FS Full Spectrum	25W	950 lm	12 / 19 / 28	DC	SC	CASAMBI	
	IU31 TW COB LED	TW 2700-6500K		25W	2400 lm	20 / 29 / 41				
Moto - Zero 130	M619	IC34 COB LED	90	30 3000K	43W	4480 lm	10 / 18 / 42	DL	Laser Dim	
		40 4000K			4670 lm		DC	CASAMBI		
		BR21 High Power LED			29W	2780 lm	07 / 24 / 36	DA	Dali Dim	
						2910 lm		D1	0-10 Dim	
		BE31 RGBW	RG BW	34W	2320 lm	12 / 24 / 36	DX	DMX		
		BL35 Lumenetix ¹	FS Full Spectrum	50W	2600 lm	26 / 31 / 36	DC	CASAMBI		
	BU81 TW High Power LED	TW 2700-6500K		33W	3260 lm	20 / 30 / 40				

Notes:

* For complete code ordering information, please see page 97.

For related accessories, please see page 82-83.

** For other CCT options, please contact us.

¹ Tuning range: 1650-8000K. Gradients of saturated colours from 1-100% can be added to colour points within the tuning range.

¹ The values in the nominal lumen are referring to the peak lumen.



Product Name: Moto-Zero
Location of Project: Opera Gallery, Hong Kong

Moto-Ola



Body

Motorized track mounted spotlight with light head and control gear box in cast aluminium. Moto-Ola is available in 2 light head diameters: 100mm and 130mm. The fixtures are inclusive of adapter compatible with 3 phase eurotype track.

The control gearbox is available in two different shapes, D and S, too fit different type of drivers. Check page 93 for more details about the dimensions and the details of the control gearboxes.

Two DC motors drive the movements of the fixture, tilting them vertically up to 90° in two directions and rotating them horizontally 350°. The movements of the fixture, as well as the intensity and the colour tuning of the light, are controlled via CASAMBI™ application.

Accessories

For more information about track accessories see page 92-93.

Finish

Powder coat in black and white colour.

LED sources

COB LED. High Power LED. Lumenetix Full Spectrum.
CRI: 90, 95 (100) | CCT: 3000K, 4000K, Full Spectrum.
Other CRI and CCT options available on request.

Optic

Lens.

Narrow, medium and wide beam angle available.

Moto-Ola 130 available in wallwasher version.

Driver

Dimmable driver integrated in the gear box.

Motion Control: Casambi, LaserDim.

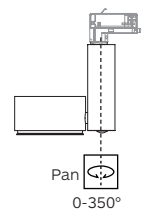
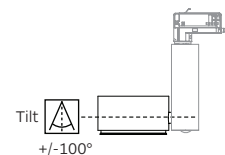
Dimming Options: Casambi, LaserDim, 0-10V, DALI, DMX.

Colour Tuning: Casambi, DMX.

Applications

A chic and alluring light fixture, created by formalighting's passionate designers. The MOTOLUX technology permit to promptly adapt the light to any scene change.

Application areas: museums, hotels, restaurants, retail.



Moto-Ola



Moto-Ola 100 BC33

Main Voltage Track



Moto-Ola 130 BC33

Main Voltage Track

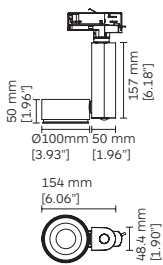


Moto-Ola 130 BR21

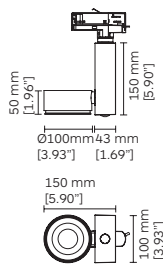
Main Voltage Track



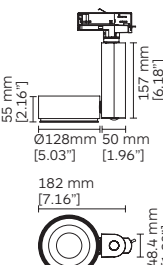
Gear Box Type D (D)



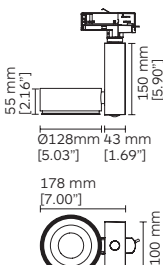
Gear Box Type S (S)



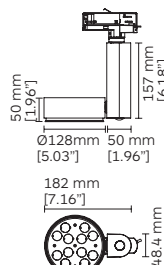
Gear Box Type D (D)



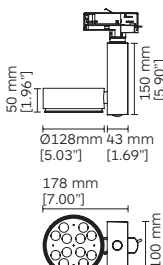
Gear Box Type S (S)



Gear Box Type D (D)



Gear Box Type S (S)



Code ordering example: **M 6 3 7 B C 3 3 - 9 0 3 0 1 5 D L 1 0**

	Product code	Light source code*	>CRI	CCT**	LED Power	Nominal Lumen	Beam angle (BA°)	Driver & Box Type Options	Finish
Moto - Ola 100	M637	BC33 COB LED	90	30 3000K	17W	1934 lm	15 / 24 / 37	DL Laser Dim	10 Black
				40 4000K		2041 lm		DC CASAMBI	11 White
	BR21	High Power LED	90	30 3000K	21W	1862 lm	07 / 24 / 36	SA DALI Dim	
				40 4000K		1920 lm		D1 0 - 10 Dim	
								SX DMX	
	BL22	Lumenetix ¹	90	FS Full Spectrum	18W	750 im	18 / 25 / 34	DC CASAMBI	
								DX DMX	
Moto - Ola 130	M622	BC33 COB LED	90	30 3000K	25W	2760 lm	12 / 22 / 32	DL Laser Dim	
				40 4000K		3000 lm		DC CASAMBI	
	BR21	High Power LED	90	30 3000K	29W	2780 lm	07 / 24 / 36	SA DALI Dim	
				40 4000K		2910 lm		D1 0 - 10 Dim	
	BR11	High Power LED	90	30 3000K	24W	2550 lm	10 / 23 / 46 / WW	SX DMX	
				40 4000K		2730 lm			
	BL23	Lumenetix ¹	90	FS Full Spectrum	25W	950 im	11 / 19 / 28	DC CASAMBI	
								DX DMX	

Notes:

* For complete code ordering information, please see page 97.


** For other CCT options, Tuneable White (TW) version please contact us. For Tuneable White (TW) option, the type of driver box is always Square shape (S).

¹ Tuning range: 1650-8000K. Gradients of saturated colours from 1-100% can be added to colour points within the tuning range.

¹ The values in the nominal lumen are referring to the peak lumen.

WW: Wallwasher
PATENTED

Moto-Polaris



Body

Motorized track mounted spotlight with light body and light heads housing in cast aluminium. Light heads inclusive of integrated diamond faceted no-dazzle screen in thermoplastic to meet greater visual comfort and high light efficiency.

Moto-Polaris is available in 2 two different configuration with 8 or 12 light heads. The fixtures are inclusive of adapter compatible with 3 phase eurotype track. Two DC motors drive the movements of the fixtures, tilting them vertically up to 100° in two directions and rotating them horizontally 350°.

The movements of the fixture, as well as the intensity and the colour tuning of the light, are controlled via CASAMBI™ application

Accessories

For more information about track accessories see page 92-93.

Finish

Powder coat in black and white colour.

LED sources

High Power LED. CRI: 90 | CCT: 3000K, 4000K. Other CRI and CCT options available on request.

Optic

Reflector.

Medium and wide beam angle available.

Driver

Integrated dimmable driver.

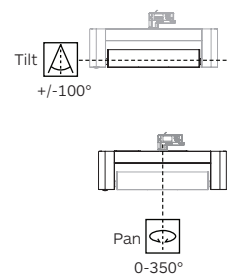
Motion Control: Casambi, LaserDim.

Dimming Options: Casambi, LaserDim, 0-10V, DALI, DMX.

Applications

An innovative solution for high brilliance and performance. The MOTOLUX technology allow to oriented the light where is needed.

Application areas: museums, conference rooms, hotels, restaurants, retail.

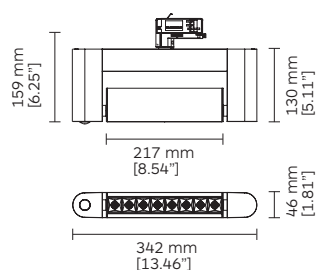


Moto-Polaris



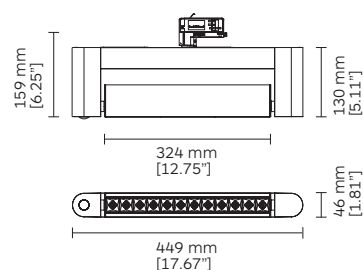

Moto - Polaris

Main Voltage Track with 8 LEDs



Moto - Polaris

Main Voltage Track with 12 LEDs



Code ordering example: **M 6 1 8 B O 1 1 - 9 0 3 0 3 4 D L 1 0**

	Product code	Light source code*	>CRI	CCT**	LED Power	Normal Lumen	Beam angle (BA°)	Driver Options	Finish
Moto-Polaris with 8 LEDs	M618	BO11 High Power LED	90	30 3000K	8x2W	1520 lm	34 / 50	DL Laser-Dim	10 ■ Black
				40 4000K		1920 lm		DC CASAMBI	11 □ White
Moto-Polaris with 12 LEDs	M617				12x2W	2280 lm		DS Scene by CASAMBI	
						2880 lm			

Notes:

* For complete code ordering information, please see page 97.

** For other CCT options, Tuneable White (TW)  version please contact us.

Moto-Combo & Moto-Combo Zoom



Body

Motorized round recessed luminaire with mounting trim and light head made of cast aluminium. Fixture body made of aluminium and mounting ring of mild steel. Brackets for trim installation on ceiling thickness max. 25 mm.

Two DC motors drive the movements of the fixture, which is tiltable vertically 40° in all directions on a dual axis gimbal. A third motor controls a special lens, which allows the user to shape the light beam range between 7°-18°.

The movements and the beam shaping of the fixture, as well as the intensity and the colour tuning of the light, are controlled via LaserDim™ remote control or CASAMBI™ application.

Accessories

Honeycomb louvre.
For more information about accessories see page 83.

Finish

Powder coat in black, white and grey colour.

LED sources

COB LED, High Power LED, Lumenetix Full Spectrum.
Zoom COB LED.

CRI: 90 | CCT: 3000K, 4000K, FS.

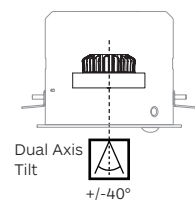
Other CRI and CCT options, Tuneable White and DimToWarm versions available on request

Optic

Lens.

Narrow, medium and wide beam angle available.

Zoom version available with a 7°-18° range.



Driver

Supplied with remote dimmable driver.

Motion Control: Casambi, LaserDim.

Dimming Options: Casambi, LaserDim, 0-10V, DALI, DMX.

Colour Tuning: Casambi, DMX.

Applications

Ideal solution for festive and celebration events. Downlight designed with a concealed lamp setting offering visual comfort. The Zoom option makes Moto-Combo perfect for ambience, which need frequent reconfiguration.

Application areas: banquet halls, ballrooms, restaurants.

Moto-Combo & Moto-Combo Zoom

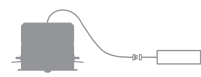
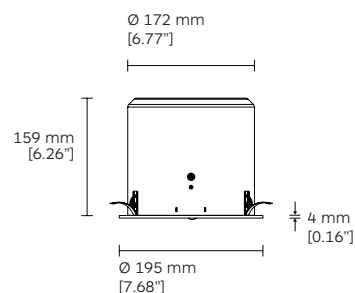


Moto-Combo & Moto-Combo Zoom

Trim



Ø186



Code ordering example: **M 5 3 3 A C 3 3 - 9 0 3 0 1 5 D L 1 0**

	Product code	Light source code*	>CRI	CCT**	LED Power	Norminal Lumen	Beam angle (BA°)	Driver Options	Finish
Moto-Combo	M533	AC33 COB LED	90	30 3000K	21W	2280 lm	15 / 24 / 38	DL Laser-Dim	10 Black
				40 4000K		2490 lm		DC CASAMBI	11 White
		MR21 High Power LED			26W	2630 lm	07 / 24 / 36	DA Dali Dim	75 Grey
						2750 lm		D1 0-10 Dim	
								DX DMX	
		ML22 Lumenetix ¹	90	FS Full Spectrum	18W	950 lm	11 / 19 / 28	DC CASAMBI	
Moto-Combo Zoom	M590	MN21 COB LED	90	30 3000K	17W	1827 lm	BS (07° - 18°)	DC CASAMBI	
				40 4000K		1955 lm			

Notes:

* For complete code ordering information, please see page 97.

For related accessories, please see page 82-83.

** For other CCT options, Tuneable White (**TW**) version please contact us.

¹ Tuning range: 1650-8000K. Gradients of saturated colours from 1-100% can be added to colour points within the tuning range.

¹ The values in the nominal lumen are referring to the peak lumen.

PATENTED

BS: Beam shaping.

Moto-Venus

Recessed Round & Square 70 | 125

Venus Concave



Venus



Body

Motorized round/square recessed luminaire with mounting trim and light body made of cast aluminium. Body aesthetic available in Flat or Concave design. The luminaire includes brackets for trim installation on ceiling thickness max. 32mm, or trimless installation (only Venus 125) on ceiling thickness max. 25mm.

Two remote controlled DC motors drive the movements of the fixture. Moto-Venus 70 is tiltable vertically 0-30° in two directions, Moto-Venus 125 is tiltable vertically 0-45° in two directions. All the fixtures are rotatable horizontally 350°.

The movements of the fixture, as well as the intensity and the colour tuning of the light, are controlled via CASAMBI™ application.

Accessories

No accessories available

Finish

Powder coat in black or white colour.

LED sources

COB LED.

CRI: 90 | CCT: 3000K, 4000K.

Other CRI and CCT options available on request.

Optic

Reflector + diffuser.

Narrow, medium and wide beam angle available.

Driver

Supplied with remote dimmable driver.

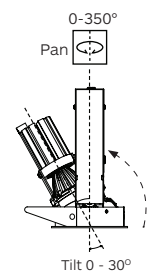
Motion Control: Casambi.

Dimming Options: Casambi, 0-10V, DALI.

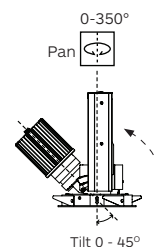
Applications

The smallest motorized recessed luminaire in the market. The MOTOLUX technology add the versatility to adapt the direction and intensity of light to any type of environment. Application areas: hotels, residential, lobbies, offices, restaurants.

Moto - Venus 70



Moto - Venus 125



Moto-Venus Concave

IP20

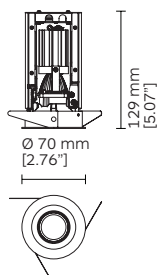
850°


Moto-Venus Concave 70

Round Trim ○



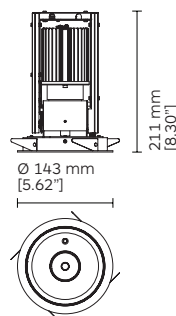
Ø67


Moto-Venus Concave 125

Round Trim ○



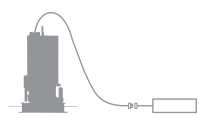
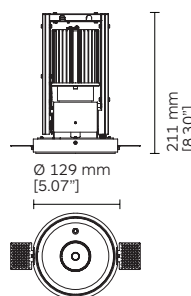
Ø134


Moto-Venus Concave 125

Round Trimless ○



Ø134



Code ordering example: **M 5 5 8 M C 3 1 - 9 0 3 0 1 8 D C 1 0**


	Product Code	Ingress Protection	Light Source Code*	>CRI	CCT**	LED Power	Nominal Lumen	Beam Angle (BA°)	Driver Options	Finish
Moto-Venus Concave 70 Round	M558 ○	IP20	MC31 COB LED	90	30 3000K 40 4000K	6W	616 lm 643 lm	18 / 24 / 32	DC CASAMBI DA Dali Dim	10 ■ Black 11 □ White
Moto-Venus Concave 125 Round	M555 ○ M573 ○		MC22 COB LED			22W	2418 lm 2456 lm	20 / 30	D1 0-10V Dim DX DMX	

Notes:

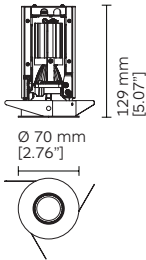
* For complete code ordering information, please see page 97.

** For other CCT options, Tuneable White (TW)  version please contact us.

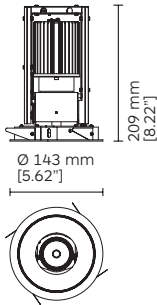
Moto-Venus



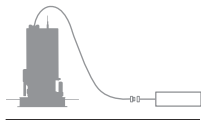
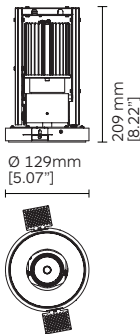
Moto-Venus 70
Round Trim ○



Moto-Venus 125
Round Trim ○




Moto-Venus 125
Round Trimless ○



Code ordering example: **M 5 6 0 M C 3 1 - 9 0 3 0 1 8 D C 1 0**

	Product Code	Ingress Protection	Light Source Code*	>CRI	CCT**	LED Power	Nominal Lumen	Beam Angle (BA°)	Driver Options	Finish
Moto-Venus 70 Round	M560 ○	IP20	MC31 COB LED	90	30 3000K	6W	616 lm	18 / 24 / 32	DC CASAMBI	10 ■ Black
					40 4000K		643 lm		DA Dali Dim	11 □ White
Moto-Venus 125 Round	M556 ○		MC22 COB LED			22W	2418 lm	20 / 30	D1 0-10V Dim	
	M572 ○						2456 lm		DX DMX	

Notes:

- * For complete code ordering information, please see page 97.
- ** For other CCT options, Tuneable White (TW)  version please contact us.

Moto-Venus Concave

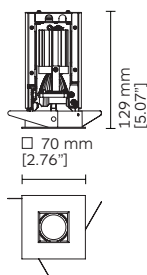


Moto-Venus Concave 70

Square Trim



□ 67

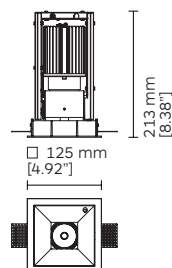


Moto-Venus Concave 125

Square Trim



□ 114

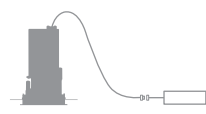
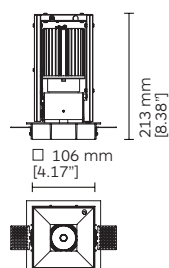


Moto-Venus Concave 125

Square Trimless



□ 114



Code ordering example: **M 5 5 9 M C 3 1 - 9 0 3 0 1 8 D C 1 0**

	Product Code	Ingress Protection	Light Source Code*	>CRI	CCT**	LED Power	Nominal Lumen	Beam Angle (BA°)	Driver Options	Finish
Moto-Venus Concave 70 Square	M559	IP20	MC31 COB LED	90	30 3000K	6W	616 lm	18 / 24 / 32	DC CASAMBI	10 Black
					40 4000K		643 lm			11 White
Moto-Venus Concave 125 Square	M554		MC22 COB LED			22W	2418 lm	20 / 30	D1 0-10V Dim	
							2456 lm			
	M575								DX DMX	

Notes:

* For complete code ordering information, please see page 97.

** For other CCT options, Tuneable White (TW) version please contact us.

Moto-Venus



Moto-Venus 70

Square Trim



□ 67


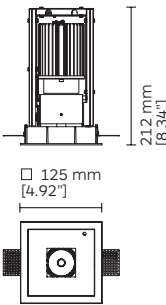
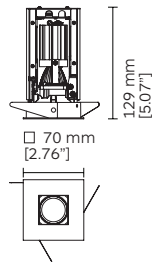


Moto-Venus 125

Square Trim



□ 114

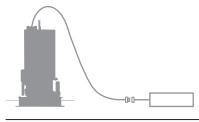
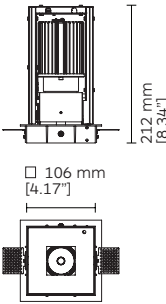


Moto-Venus 125

Square Trimless



□ 114



Code ordering example: **M 5 5 9 M C 3 1 - 9 0 3 0 1 8 D C 1 0**

	Product Code	Ingress Protection	Light Source Code*	>CRI	CCT**	LED Power	Nominal Lumen	Beam Angle (BA°)	Driver Options	Finish
Moto-Venus 70 Square	M561	IP20	MC31 COB LED	90	30 3000K	6W	616 lm	18 / 24 / 32	DC CASAMBI	10 Black
					40 4000K		643 lm		DA Dali Dim	11 White
Moto-Venus 125 Square	M557		MC22 COB LED			22W	2418 lm	20 / 30	D1 0-10V Dim	
	M574						2456 lm		DX DMX	

Notes:

* For complete code ordering information, please see page 97.

** For other CCT options, Tuneable White (**TW**) version please contact us.



Product Name: Moto-Venus Roma
Location of Project: MGM, Macao

Moto-Zero In & Out

Recessed 40 | 66



Body

Fully adjustable round recessed motorized luminaire with retractable light head. Mounting trim and light head are made of cast aluminium, recessed light housing made of painted metal. Moto-Zero In&Out is available in 2 different light head diameters: 40mm and 66mm.

The luminaire includes springs for trim installation on ceiling thickness 1-25mm. Three remote controlled DC motors drive the movements of the fixtures. The fixtures are rotatable horizontally 350° and, after full extraction of the light head, tiltable vertically up to 90°.

The movements of the fixture, as well as the intensity and the colour tuning of the light, are controlled via CASAMBI™ application.

Accessories

For 66 Version: linear spread, honeycomb louvre.
For more information about accessories see page 83.

Finish

Powder coat in black or white colour.

LED sources

COB LED, High Power LED, Lumenetix Full Spectrum (66), Zoom COB LED.

CRI: 90 | CCT: 3000K, 4000K, FS.

Other CRI and CCT options, Tuneable White and DimToWarm versions available on request

Optic

Lens.

Super narrow, narrow, medium and wide beam angle available.

Driver

Supplied with remote dimmable driver.

Motion Control: Casambi.

Dimming Options: Casambi, 0-10V, DALI, DMX.

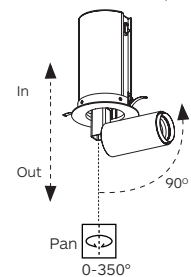
Colour Tuning: Casambi, DMX.

Applications

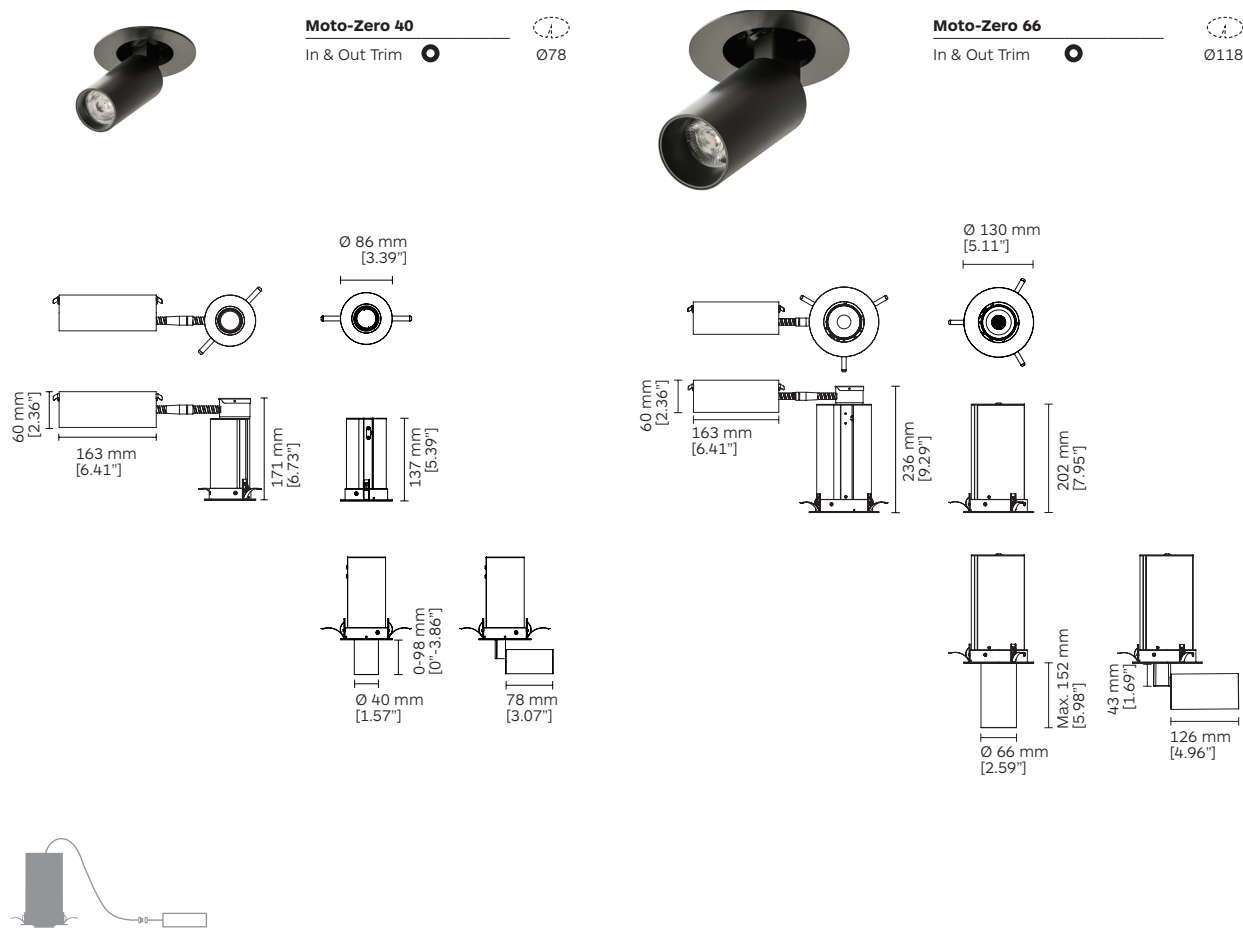
Its unique pull-down mechanism, enables it to function as either a downlight or a exposed lamp able to emulate a surface or track fixture.

Application areas: retail, hotels, museums, window displays.

Moto - Zero Compasso
40 / 66



Moto-Zero In & Out



Code ordering example: **M 5 6 2 B C 3 1 - 9 0 3 0 1 6 D C 1 0**

	Product Code	Light Source Code*	>CRI	CCT**	LED Power	Nominal Lumen	Beam Angle (BA°)	Driver Options	Finish
Moto-Zero 40 In & Out	M562	BC31 COB LED	90	30 3000K	6W	664 lm	16 / 26 / 36	DC CASAMBI	10 Black
				40 4000K		722 lm		DA Dali Dim	11 White
	BR21	High Power LED	90		4W	400 lm	07 / 24 / 36	D1 0-10V Dim	
						430 lm		DX DMX	
Moto-Zero 66 In & Out	M563	BC22 COB LED	90	30 3000K	12W	1550 lm	16 / 25 / 36		
				40 4000K		1570 lm			
	BR21	High Power LED	90		6W	532 lm	05		
						575 lm			
	BL22	Lumenetix ¹		FS Full Spectrum	18W	750 lm	18 / 25 / 34	DC CASAMBI	
								DX DMX	

Notes:

* For complete code ordering information, please see page 97.

For related accessories, please see page 82-83.

** For other CCT options, Tuneable White (TW) version please contact us.

¹ Tuning range: 1650-8000K. Gradients of saturated colours from 1-100% can be added to colour points within the tuning range.

¹ The values in the nominal lumen are referring to the peak lumen.

PATENT Pending

Moto-Palla In & Out

Recessed Round & Square 70 | 100 | 130



Body

Round/square recessed motorized luminaire with retractable light head. Mounting trim and light head are made of cast aluminium, recessed light housing made of painted metal. Moto-Palla In&Out is available in 3 different light head diameters: 66mm, 100mm and 130mm.

The luminaire includes brackets for trim installation on ceiling thickness max. 25 mm or trimless installation on ceiling thickness max. 30 mm. Two remote controlled DC motors drive the movements of the fixtures. The fixtures are rotatable horizontally 350° and, tiltable vertically in two directions (0°-10° In, 0°-90° Out).

The movements of the fixture, as well as the intensity and the colour tuning of the light, are controlled via CASAMBI™ application.

Accessories

Honeycomb louvre.
For more information about accessories see page 83.

Finish

Powder coat in black or white colour.

LED sources

COB LED, High Power LED (130), Lumenetix Full Spectrum (100, 130).

CRI: 90 | CCT: 3000K, 4000K, FS.

Other CRI and CCT options, Tuneable White and DimToWarm versions available on request

Optic

Lens.

Narrow, medium and wide beam angle available.

Driver

Supplied with remote dimmable driver.

Motion Control: Casambi, LaserDim.

Dimming Options: Casambi, LaserDim, 0-10V, DALI, DMX.

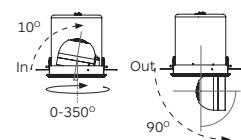
Colour Tuning: Casambi, DMX.

Applications

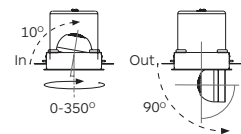
Its pull down mechanism powered by MOTOLUX technology, enables it to function either as a downlight, a regressed accent light, or a exposed lamp able to emulate a track fixture.

Application areas: retail, hotels, restaurants, offices.

Moto - Palla In & Out Round



Moto - Palla In & Out Square



Moto-Palla In & Out


Moto-Palla 70

In & Out Round Trim


Moto-Palla 100

In & Out Round Trim


Moto-Palla 130

In & Out Round Trim


Moto-Palla 70

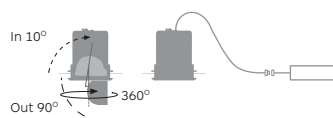
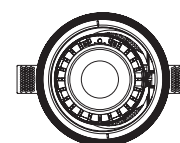
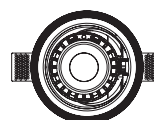
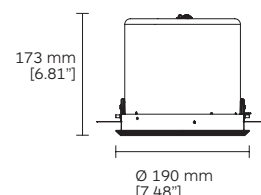
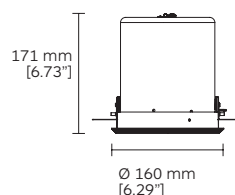
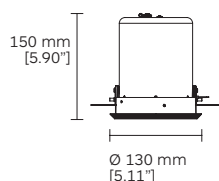
In & Out Round Trimless


Moto-Palla 100

In & Out Round Trimless


Moto-Palla 130

In & Out Round Trimless


 Code ordering example: **M 5 4 8 B C 2 2 - 9 0 3 0 1 6 D L 1 0**

	Product Code	Light Source Code*	>CRI	CCT**	LED Power	Nominal Lumen	Beam Angle (BA°)	Driver Options	Finish
Moto -Palla 70 In & Out Round	M548 ●	BC22 COB LED	90	30 3000K	12W	1500 lm	16 / 25 / 36	DL Laser Dim	10 ■ Black
	M549 ○			40 4000K		1550 lm		DC CASAMBI	11 □ White
Moto - Palla 100 In & Out Round	M550 ●	BC33 COB LED			21W	2200 lm	15 / 24 / 38	DA DALI	
	M551 ○					2300 lm		D1 0-10V Dim	
								DX DMX	
		BL22 Lumenetix ¹		FS Full Spectrum	18W	750 lm	18 / 25 / 33	DC CASAMBI	
Moto - Palla 130 In & Out Round	M552 ●	BC33 COB LED	90	30 3000K	33W	3220 lm	12 / 22 / 32	DL Laser Dim	
	M553 ○			40 4000K		3300 lm		DC CASAMBI	
		BR21 High Power LED			21W	1862 lm	07 / 24 / 36	DA DALI	
						1920 lm		D1 0-10V Dim	
								DX DMX	
		BL23 Lumenetix ¹		FS Full Spectrum	25W	950 lm	12 / 19 / 28	DC CASAMBI	
								DX DMX	

Notes:

* For complete code ordering information, please see page 97.

For related accessories, please see page 82-83.

 ** For other CCT options, Tuneable White (TW)  version please contact us.

¹ Tuning range: 1650-8000K. Gradients of saturated colours from 1-100% can be added to colour points within the tuning range.

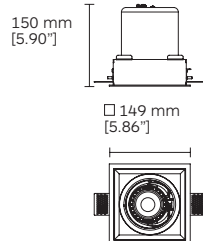
¹ The values in the nominal lumen are referring to the peak lumen.

PATENT Pending

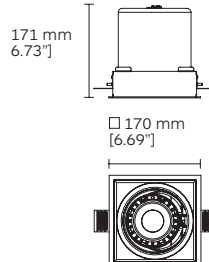
Moto-Palla In & Out


Moto-Palla 70

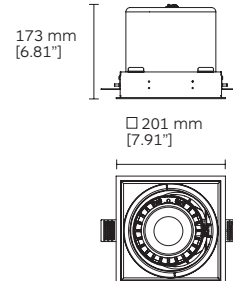
In & Out Square Trim


Moto-Palla 100

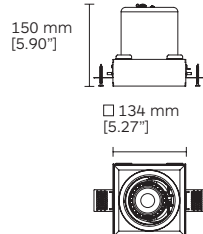
In & Out Square Trim


Moto-Palla 130

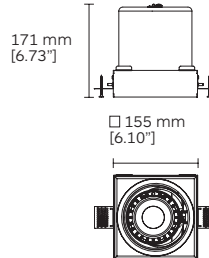
In & Out Square Trim


Moto-Palla 70

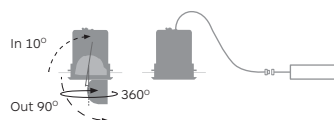
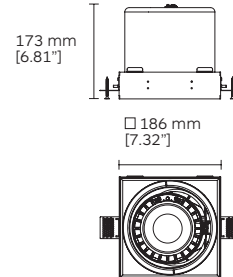
In & Out Square Trimless


Moto-Palla 100

In & Out Square Trimless


Moto-Palla 130

In & Out Square Trimless


 Code ordering example: **M 5 6 6 B C 2 2 - 9 0 3 0 1 6 D L 1 0**

	Product Code	Light Source Code*	>CRI	CCT**	LED Power	Nominal Lumen	Beam Angle (BA°)	Driver Options	Finish
Moto -Palla 70 In & Out Square	M566	BC22 COB LED	90	30 3000K	12W	1500 lm	16 / 25 / 36	DL Laser Dim	10 Black
	M567			40 4000K		1550 lm		DC CASAMBI	11 White
Moto - Palla 100 In & Out Square	M568	BC33 COB LED			21W	2200 lm	15 / 24 / 38	DA DALI	
	M569					2300 lm		D1 0-10V Dim	
								DX DMX	
		BL22 Lumenetix ¹		FS Full Spectrum	18W	750 lm	18 / 25 / 33	DC CASAMBI	
Moto - Palla 130 In & Out Square	M570	BC33 COB LED	90	30 3000K	33W	3220 lm	12 / 22 / 32	DL Laser Dim	
	M571			40 4000K		3300 lm		DC CASAMBI	
		BR21 High Power LED			21W	1862 lm	07 / 24 / 36	DA DALI	
						1920 lm		D1 0-10V Dim	
								DX DMX	
		BL23 Lumenetix ¹		FS Full Spectrum	25W	950 lm	12 / 19 / 28	DC CASAMBI	
								DX DMX	

Notes:

* For complete code ordering information, please see page 97.

For related accessories, please see page 82-83.

 ** For other CCT options, Tuneable White (**TW**) version please contact us.

¹ Tuning range: 1650-8000K. Gradients of saturated colours from 1-100% can be added to colour points within the tuning range.


¹ The values in the nominal lumen are referring to the peak lumen.

PATENT Pending



Moto-Colosseo

90 | 120



Body

Motorized fully adjustable round recessed luminaire. Mounting trim, light head and snoot are made of cast aluminium. Moto-Colosseo is available in 2 different light head diameters: 90mm and 120mm. The luminaire includes brackets for trim/trimless installation on ceiling thickness 6-15 mm.

Two remote controlled DC motors drive the movements of the fixture. The fixture are rotatable horizontally 350° and, tiltable vertically in two directions up to 30°.

The movements of the fixture, as well as the intensity and the colour tuning of the light, are controlled via CASAMBI™ application.

Accessories

Honeycomb louvre.
For more information about accessories see page 83.

Finish

Powder coat in black or white colour.

LED sources

COB LED.
CRI: 90 | CCT: 3000K, 4000K.
Other CRI and CCT options available on request.

Optic

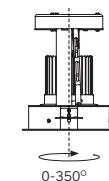
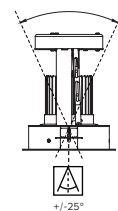
Lens.
Narrow, medium and wide beam angle available.

Driver

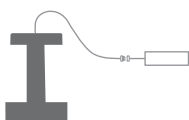
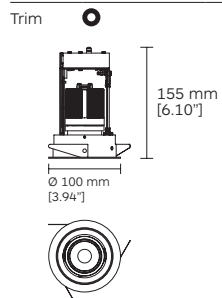
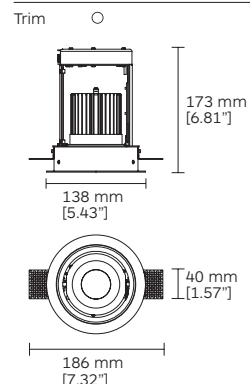
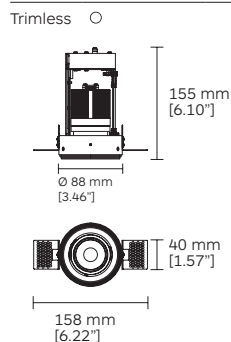
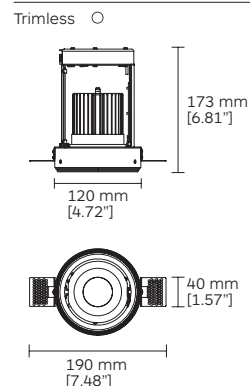
Supplied with remote dimmable driver.
Motion Control: Casambi.
Dimming Options: Casambi, 0-10V, DALI, DMX.

Applications

A smart evolution of the classic formalighting's Colosseo. Fully adjustable light designed to accommodate any retail application and allow lamp aiming while power is on. Application areas: retail, shopping centers, corridors, window display.



Moto-Colosseo


Moto-Colosseo 90

Moto-Colosseo 120

Moto-Colosseo 90

Moto-Colosseo 120


Code ordering example: **M 5 8 8 B C 3 1 - 9 0 3 0 1 1 D A 1 0**

	Product Code	Light Source Code*	>CRI	CCT**	LED Power	Nominal Lumen	Beam Angle (BA°)	Driver Options	Finish
Moto-Colosseo 90	M588	BC31 COB LED	90	30 3000K	11W	1088 lm	11 / 24 / 32	DA Dali Dim	10 Black
	M578			40 4000K		1183 lm		DP Phase Dim	11 White
Moto-Colosseo 120	M579	BC32 COB LED			22W	2373 lm	12 / 18 / 32	DC CASAMBI	
	M589					2637 lm		D1 0-10V Dim DX DMX	

Notes:

* For complete code ordering information, please see page 97.
For related accessories, please see page 82-83.

** For other CCT options, Tuneable White (**TW**) version please contact us.

Moto-Gimbalo

60 | 130 | Zoom 130



Body

Motorized Gimbal design recessed luminaire. Mounting trim and Gimbal head are made of cast aluminium. Moto-Gimbalo is available in 2 different sizes: 60mm and 130mm. The luminaire includes brackets for installation on ceiling thickness max. 25 mm.

Two remote controlled DC motors drive the movements of the fixture. Moto-Gimbalo 60: tiltable 0-40° in two directions and rotatable 350°; Moto-Gimbalo 130: Tiltable 0-40° in all directions on a dual axis gimbals. A third motor controls a special lens, which allows the user to shape the light beam of the Zoom version between 7°-18°.

The movements and the beam shaping of the fixture, as well as the intensity and the colour tuning of the light, are controlled via LaserDim™ remote control or CASAMBI™ app.

Accessories

Linear spread, honeycomb louvre, snoot, visor.
For more information about accessories see page 83.

Finish

Powder coat in black, white or grey colour.

LED sources

COB LED, High Power LED (130), Lumenetix Full Spectrum (130), Zoom COB (130).

CRI: 90 | CCT: 3000K, 4000K, FS.

Other CRI and CCT options, Tuneable White and DimToWarm versions available on request

Optic

Lens.

Narrow, medium and wide beam angle available. Zoom version available for Moto-Gimbalo 130 with a 7°-18° range.

Driver

Supplied with remote dimmable driver.

Motion Control: Casambi, LaserDim.

Dimming Options: Casambi, LaserDim, 0-10V, DALI, DMX.

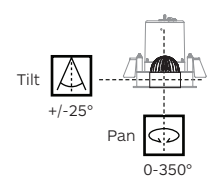
Colour Tuning: Casambi, DMX.

Applications

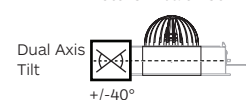
A classic formalighting fixture with the best of MOTOLUX technology.

Applications areas: retail, hotels, restaurants, hospitals, lobbies, gyms.

Moto-Gimbalo 60



Moto-Gimbalo 130



Moto-Gimbalo & Moto-Gimbalo Zoom


Moto-Gimbalo 60

Trim



Ø94


Moto-Gimbalo 130

Trim



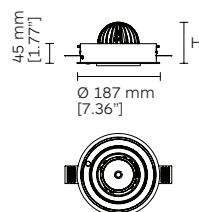
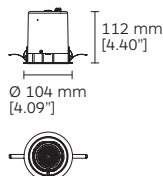
Ø175

Moto-Gimbalo Zoom 130

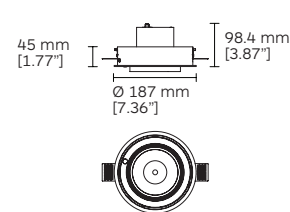
Trim



Ø175



Light source code	Height (H) in mm
LC33	93
MR21	84
ML22	114


Moto-Gimbalo 60

Trimless



Ø100


Moto-Gimbalo 130

Trimless



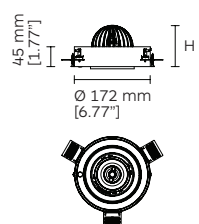
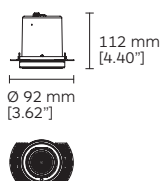
Ø175

Moto-Gimbalo Zoom 130

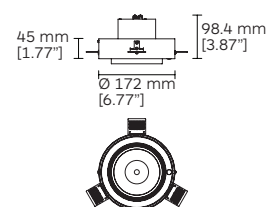
Trimless



Ø175



Light source code	Height (H) in mm
LC33	93
MR21	84
ML22	114



Code ordering example: **M 5 1 6 M C 2 2 - 9 0 3 0 1 8 D L 1 0**

	Product code	Light source code*	>CRI	CCT**	LED Power	Normal Lumen	Beam angle (BA°)	Driver Options	Finish
Moto - Gimbalo 60	M516	MC22 COB LED	90	30 3000K	10W	1276 lm	18 / 24 / 36	DL Laser-Dim	10 Black
	M517		40 4000K			1296 lm		DC CASAMBI	11 White
		MR21 High Power LED			6W	532 lm	05	DA Dali Dim	75 Grey
Moto - Gimbalo 130	M514	LC33 COB LED			25W	2539 lm	12 / 27 / 55	D1 0-10 Dim	
	M515					2761 lm		DX DMX	
		MR21 High Power LED			21W	1862 lm	07 / 21 / 36		
Moto - Gimbalo Zoom 130	M580	MN21 COB LED	90	30 3000K	17W	1827 lm	BS (07° - 18°)	DC CASAMBI	
	M581		40 4000K			1955 lm		DX DMX	
		ML22 Lumenetix ¹		FS Full Spectrum	18W	750 lm	12 / 19 / 28		

Notes:

* For complete code ordering information, please see page 97.

For related accessories, please see page 82-83.

** For other CCT options, Tuneable White (TW) version please contact us.

¹ Tuning range: 1650-8000K. Gradients of saturated colours from 1-100% can be added to colour points within the tuning range.

¹ The values in the nominal lumen are referring to the peak lumen.

PATENTED

BS: Beam shaping.

Moto-MultiGimbalo

60 | 130 | Zoom 130



Body

Motorized Gimbal design recessed luminaire. Mounting trim and Gimbal head are made of cast aluminium. Moto-MultiGimbalo is available with up to 3 heads and in 2 different sizes: 60mm and 130mm. The luminaire includes brackets for installation on ceiling thickness max. 25 mm.

Two remote controlled DC motors drive the movements of the fixture. Moto-Gimbalo 60: tiltable 0-40° in two directions and rotatable 350°; Moto-Gimbalo 130: Tiltable 0-40° in all directions on a dual axis gimbals. A third motor controls a special lens, which allows the user to shape the light beam of the Zoom version between 7°-18°.

The movements and the beam shaping of the fixture, as well as the intensity and the colour tuning of the light, are controlled via LaserDim™ remote control or CASAMBI™ app.

Accessories

Linear spread, honeycomb louvre, snoot, visor.
For more information about accessories see page 83.

Finish

Powder coat in black, white and grey colour.

LED sources

COB LED, High Power LED (130), Lumenetix Full Spectrum (130), Zoom COB (130).

CRI: 90 | CCT: 3000K, 4000K, FS.

Other CRI and CCT options, Tuneable White and DimToWarm versions available on request

Optic

Lens.

Narrow, medium and wide beam angle available.

Zoom version available for Moto-Gimbalo 130 with a 7°-18° range.

Driver

Supplied with remote dimmable driver.

Motion Control: Casambi, LaserDim.

Dimming Options: Casambi, LaserDim, 0-10V, DALI, DMX.

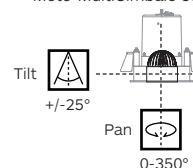
Colour Tuning: Casambi, DMX.

Applications

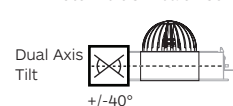
Elegant luminaire features a fully adjustable double gimbal concept combined with an elegant design and the MOTOLUX technology.

Application areas: retail, corridors, window display, hotels, restaurants, lobbies.

Moto-MultiGimbalo 60



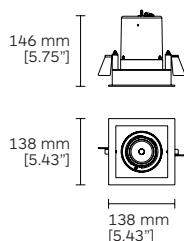
Moto-MultiGimbalo 130



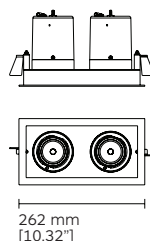
Moto-MultiGimbalo 60


Moto-MultiGimbalo 60

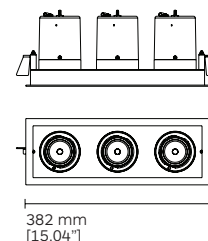
1 Head Trim


Moto-MultiGimbalo 60

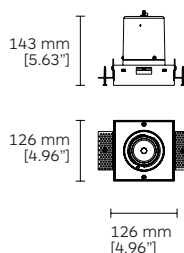
2 Heads Trim


Moto-MultiGimbalo 60

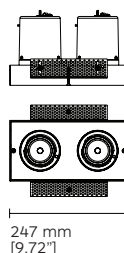
3 Heads Trim


Moto-MultiGimbalo 60

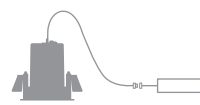
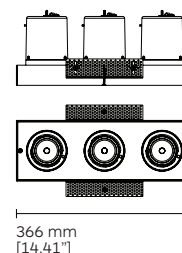
1 Head Trimless


Moto-MultiGimbalo 60

2 Heads Trimless


Moto-MultiGimbalo 60

3 Heads Trimless


 Code ordering example: **M 5 3 4 M C 2 2 - 9 0 3 0 1 8 D L 1 0**

	Product code	Light source code*	>CRI	CCT**	LED Power	Normal Lumen	Beam angle (BA°)	Driver Options	Finish
Moto - MultiGimbalo 60 1 Head	M534 x1	MC22 COB LED	90	30 3000K	10W	1276 lm	18 / 24 / 36	DL Laser-Dim	10 Black
	M536					1296 lm		DC CASAMBI	
		MR21 High Power LED			6W	530 lm		DA Dali Dim	
						580 lm		D1 0-10 Dim	
Moto - MultiGimbalo 60 2 Heads	M538 x2	MC22 COB LED			2x10W	2552 lm	18 / 24 / 36	DX DMX	
	M540					2592 lm			
		MR21 High Power LED			2x6W	1060 lm			
						1160 lm			
Moto - MultiGimbalo 60 3 Heads	M542 x3	MC22 COB LED			3x10W	3828 lm	18 / 24 / 36		
	M544					3888 lm			
		MR21 High Power LED			3x6W	1590 lm			
						1740 lm			

Notes:

* For complete code ordering information, please see page 97.

For related accessories, please see page 82-83.

** For other CCT options, Tuneable White (TW) version please contact us.

PATENTED

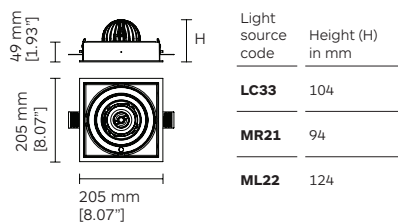
Moto-MultiGimbalo 130-1 & Moto-MultiGimbalo Zoom 130-1



Moto-MultiGimbalo 130

1 Head Trim ☒

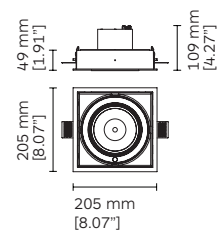
□191



Moto-MultiGimbalo Zoom 130

1 Head Trim ☒

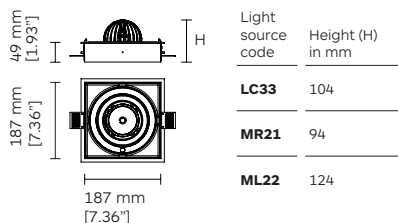
□191



Moto-MultiGimbalo 130

1 Head Trimless ☐

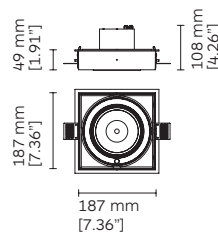
□191



Moto-MultiGimbalo Zoom 130

1 Head Trimless ☐

□191


Code ordering example: **M 5 0 1 L C 3 3 - 9 0 3 0 1 2 D L 1 0**

	Product code	Light source code*	>CRI	CCT**	LED Power	Nominal Lumen	Beam angle (BA°)	Driver Options	Finish
Moto - MultiGimbalo 130 1 Head	M501 <input checked="" type="checkbox"/> x1	LC33 COB LED	90	30 3000K	25W	2539 lm	12 / 27 / 55	DL Laser-Dim	10 <input checked="" type="checkbox"/> Black
	M502 <input type="checkbox"/>			40 4000K		2761 lm		DC CASAMBI	11 <input type="checkbox"/> White
		MR21 High Power LED			21W	1862 lm	07 / 21 / 36	DA Dali Dim	75 <input checked="" type="checkbox"/> Grey
						1920 lm		D1 0-10 Dim	
Moto - MultiGimbalo Zoom 130 1 Head	M582 <input checked="" type="checkbox"/> x1	MN21 COB LED	90	30 3000K	17W	1827 lm	BS (07° - 18°)	DC CASAMBI	
	M583 <input type="checkbox"/>			40 4000K		1955 lm		DX DMX	
		ML22 Lumenetix ¹	95	FS Full Spectrum	18W	750 lm	12 / 19 / 28	DC CASAMBI	
								DX DMX	

Notes:

* For complete code ordering information, please see page 97.

For related accessories, please see page 82-83.

** For other CCT options, Tuneable White (TW)  version please contact us.¹ Tuning range: 1650-8000K. Gradients of saturated colours from 1-100% can be added to colour points within the tuning range.¹ The values in the nominal lumen are referring to the peak lumen.

PATENTED

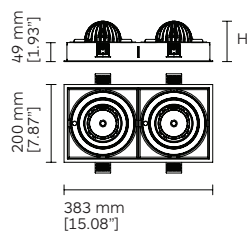
BS: Beam shaping.

Moto-MultiGimbalo 130-2 & Moto-MultiGimbalo Zoom 130-2


Moto-MultiGimbalo 130

2 Heads Trim

374 x 191

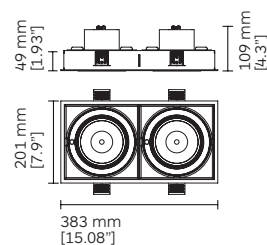


Light source code	Height (H) in mm
LC33	104
MR21	94
ML22	124

Moto-MultiGimbalo Zoom 130

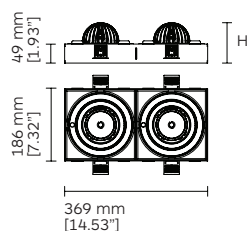
2 Heads Trim

374x191


Moto-MultiGimbalo 130

2 Heads Trimless

374 x 191

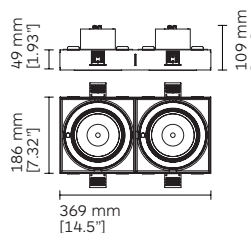


Light source code	Height (H) in mm
LC33	104
MR21	94
ML22	124

Moto-MultiGimbalo Zoom 130

2 Heads Trimless

374 x 191


 Code ordering example: **M 5 0 3 L C 3 3 - 9 0 3 0 1 2 D L 1 0**

	Product code	Light source code*	>CRI	CCT**	LED Power	Nominal Lumen	Beam angle (BA°)	Driver Options	Finish
Moto - MultiGimbalo 130 2 Heads	M503 x2	LC33 COB LED	90	30 3000K	2x25W	5078 lm	12 / 27 / 55	DL Laser-Dim	10 Black
	M504			40 4000K		5522 lm		DC CASAMBI	11 White
		MR21 High Power LED			2x21W	3724 lm	07 / 21 / 36	DA Dali Dim	75 Grey
						3840 lm		D1 0-10 Dim	
		ML22 Lumenetix ¹	95	FS Full Spectrum	2x18W	1500 lm	12 / 19 / 28	DC CASAMBI	
								DX DMX	
Moto - MultiGimbalo Zoom 130 2 Heads	M584 x2	MN21 COB LED	90	30 3000K	2x17W	3654 lm	BS (07° - 18°)	DC CASAMBI	
	M585			40 4000K		3910 lm			

Notes:

* For complete code ordering information, please see page 97.

For related accessories, please see page 82-83.

** For other CCT options, Tuneable White (TW) version please contact us.

¹ Tuning range: 1650-8000K. Gradients of saturated colours from 1-100% can be added to colour points within the tuning range.

¹ The values in the nominal lumen are referring to the peak lumen.

PATENTED

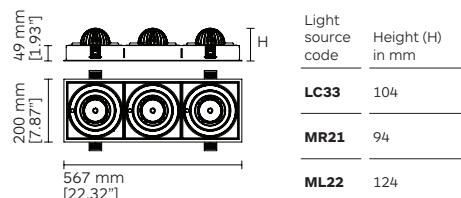
BS: Beam shaping.

Moto-MultiGimbalo 130-3 & Moto-MultiGimbalo Zoom 130-3


Moto-MultiGimbalo 130

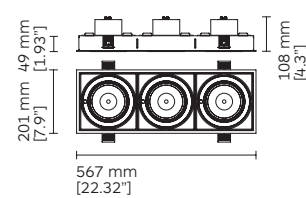
 3 Heads Trim ☒

557 x 191


Moto-MultiGimbalo Zoom 130

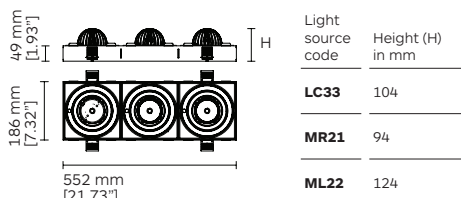
 3 Heads Trim ☒

557x191


Moto-MultiGimbalo 130

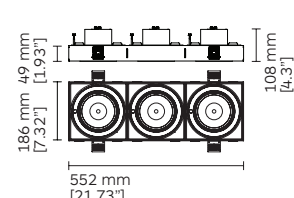
 3 Heads Trimless ☐

557 x 191


Moto-MultiGimbalo Zoom 130

 3 Heads Trimless ☐

557 x 191


 Code ordering example: **M 505 LC 33 - 90 30 12 DL 10**

	Product code	Light source code*	>CRI	CCT**	LED Power	Normal Lumen	Beam angle (BA°)	Driver Options	Finish
Moto - MultiGimbalo 130 3 Heads	M505 <input checked="" type="checkbox"/> x3	LC33 COB LED	90	30 3000K	3x25W	7617 lm	12 / 27 / 55	DL Laser-Dim	10 <input checked="" type="checkbox"/> Black
	M506 <input type="checkbox"/>			40 4000K		8283 lm		DC CASAMBI	11 <input type="checkbox"/> White
		MR21 High Power LED			3x21W	5586 lm 5760 lm	07 / 21 / 36	DA Dali Dim	75 <input type="checkbox"/> Grey
								D1 0-10 Dim	
								DX DMX	
Moto - MultiGimbalo Zoom 130 3 Heads	M586 <input checked="" type="checkbox"/> x3	MN21 COB LED	90	30 3000K	3x17W	5481 lm	BS (07° - 18°)	DC CASAMBI	
	M587 <input type="checkbox"/>			40 4000K		5865 lm			

Notes:

* For complete code ordering information, please see page 97.

For related accessories, please see page 82-83.

** For other CCT options, Tuneable White (TW) version please contact us.

† Tuning range: 1650-8000K. Gradients of saturated colours from 1-100% can be added to colour points within the tuning range.

‡ The values in the nominal lumen are referring to the peak lumen.

PATENTED

BS: Beam shaping.



Product Name: Moto-MultiGimbalo
Location of Project: Beijing

Moto-Flap

190 | 295



Body

Motorized wall mounted luminaire. Light Body and base are made of cast aluminium. The included wall fixing device is made of painted metal and is equipped with a catch retainer for luminaire easy installation.

Moto-Flap is available in 2 different sizes: 190mm and 295mm. Two remote controlled DC motors drive the movements of the fixture. A pan horizontal movement of 0-350° to create special light effect and a, like a shell, tilt vertical movement up to 90°.

The movements of the fixture, as well as the intensity and the colour tuning of the light, are controlled via CASAMBI™ application.

Accessories

No accessories available

Finish

Powder coat in black and white colour.

LED sources

COB LED, Lumenetix Full Spectrum (295).

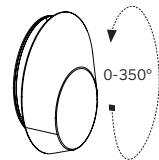
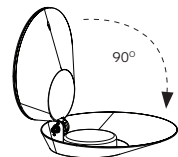
CRI: 90 | CCT: 3000K, 4000K, FS.

Other CRI and CCT options, Tuneable White versions available on request.

Optic

Lens + diffuser.

Extra wide beam angle available.



Driver

Supplied with integrated dimmable driver.

Motion Control: Casambi.

Dimming Options: Casambi, 0-10V, DALI, DMX.

Colour Tuning: Casambi, DMX.

Applications

The first decorative lamp from formalighting's award winning MOTOLUX range. Resembling a pearl oyster shell, Moto-Flap illuminates surrounding surfaces and emits a beam of luminous indirect light.

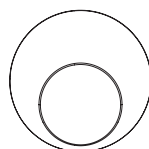
Application Areas: Hospitality, corridors, lounges.

Moto-Flap

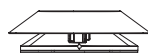


Moto-Flap 190

Wall



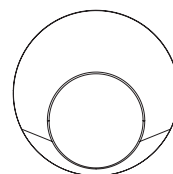
Ø 191 mm
[7.51"]



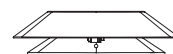
56 mm
[2.20"]

Moto-Flap 295

Wall



Ø 293 mm
[11.53"]



80 mm
[3.14"]



Code ordering example: **M106BC22-903000DC11**

	Product code	Light source code*	>CRI	CCT**	LED Power	Nominal Lumen	Beam angle (BA°)	Driver Options	Finish
Moto - Flap 190	M106	BC22 COB LED	90	30 3000K	8W	800 lm	00	DC CASAMBI	10 ■ Black
				40 4000K		840 lm			11 □ White
Moto - Flap 295	M105	BC22 COB LED			17W	1700 lm			
						1750 lm			
		BL22 Lumenetix ¹		FS Full Spectrum	18W	750 lm	18 / 25 / 33		

Notes:

* For complete code ordering information, please see page 97.

** For other CCT options, Tuneable White  version please contact us.

¹ Tuning range: 1650-8000K. Gradients of saturated colours from 1-100% can be added to colour points within the tuning range.

¹ The values in the nominal lumen are referring to the peak lumen.

Moto-Gimbalo Surface



Body

Motorized ceiling mounted downlight. Light head and body are made of cast aluminium. Deep regressed light head position to minimize the glare.

Moto-Gimbalo Surface have a diameter of 203mm and a height of 176mm. Two remote controlled DC motors drive the movements of the fixture, which is tiltable vertically 0-40° in all direction on a dual axis gimbals.

The movements of the fixture, as well as the intensity and the colour tuning of the light, are controlled via LaserDim™ remote control or CASAMBI™ application.

LED sources

COB LED, High Power LED.

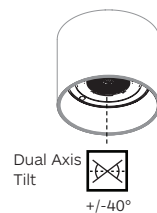
CRI: 90 | CCT: 3000K, 4000K.

Other CRI and CCT options, Tuneable White and DimToWarm versions available on request

Optic

Lens.

Narrow, medium and wide beam angle available.



Accessories

No accessories available

Driver

Supplied with integrated dimmable driver.

Motion Control: Casambi, LaserDim.

Dimming Options: Casambi, LaserDim, 0-10V, DALI.

Finish

Powder coat in black or white colour.

Applications

Motorized ceiling mounted luminaire with simple design used to provide ambient or accent lighting.

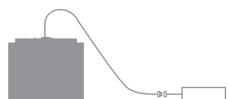
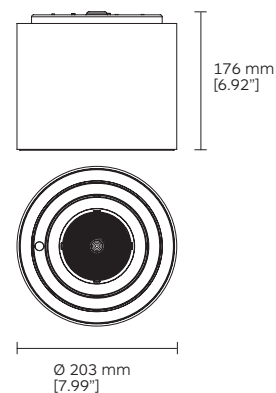
Application areas: residential, retail, galleries, restaurants, hotels, lobbies, corridors.

Moto-Gimbalo Surface



Moto-Gimbalo

Surface



Code ordering example: **M103 BC33 - 90 30 15 DL 10**

	Product code	Light source code*	>CRI	CCT**	LED power	Nominal lumen	Beam angle (BA°)	Driver Options	Finish
Moto - Gimbalo Surface	M103	BC33 COB LED	90	30 3000K	17W	1934 lm 2041 lm	15 / 24 / 38	DL Laser Dim	10 ■ Black
				40 4000K				DC CASAMBI	11 □ White
		BR21 4 x High Power LED	90	30 3000K	21W	1862 lm 1920 lm	07 / 24 / 36	DA DALI Dim	
				40 4000K				D1 0 - 10 Dim	
								DX DMX	

Notes:

* For complete code ordering information, please see page 97.

** For other CCT options, Tuneable White (TW)  version please contact us.
PATENTED

Moto-Gimbalo Pendant



Body

Motorized pendant mounted spotlight with light body and mounting clamps in cast aluminium. Supplied with ceiling canopy and pre-installed 2 x 1.5m pendant steel wires inclusive of electrical connection.

The entire luminaire is tiltable vertically up to 45° in two directions. Furthermore the internal light head is tiltable 320°.

The movements of the fixture, as well the intensity and the white colour tuning of the light, are controlled via LaserDim™ remote control or CASAMBI™ application.

Accessories

No accessories available

Finish

Powder coat in black and white colour.

LED sources

COB LED, High Power LED.

CRI: 90 | CCT: 3000K, 4000K.

Other CRI and CCT options, Tuneable White and DimToWarm versions available on request

Optic

Lens.

Narrow, medium and wide beam angle available.

Driver

Supplied with integrated dimmable driver.

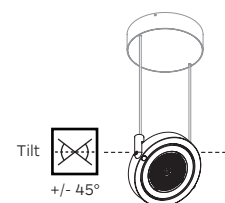
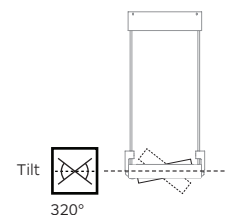
Motion Control: Casambi, LaserDim.

Dimming Options: Casambi, LaserDim, 0-10V, DALI.

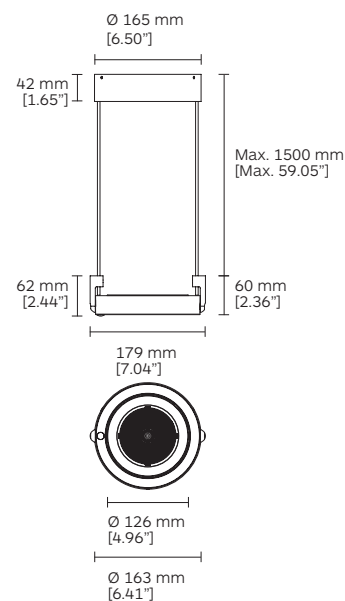
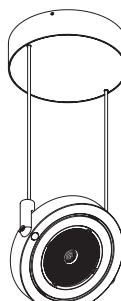
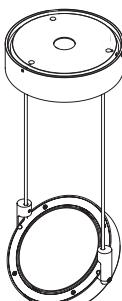
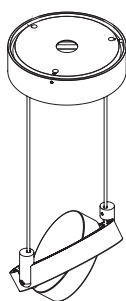
Applications

Pendant luminaire with a modern look, providing direct/indirect illumination. Thanks to the MOTOLUX technology can be adjusted to accurately aimed the zone to illuminate.

Application areas: museums, retail, restaurants, hotels.



Moto-Gimbalo Pendant



Code ordering example: **M 7 0 5 B C 3 3 - 9 0 3 0 1 5 D L 1 0**

	Product code	Light source code*	>CRI	CCT**	LED power	Nominal lumen	Beam angle (BA°)	Driver Options	Finish
Moto-Gimbalo Pendant	M705	BC33	90	30 3000K	17W	1934 lm 2041 lm	15 / 24 / 38	DL Laser Dim DC CASAMBI D1 0 - 10 Dim	10 ■ Black
				40 4000K					11 □ White
		BR21	90	30 3000K	21W	1862 lm 1920 lm	07 / 24 / 36		
				40 4000K					

Notes:

* For complete code ordering information, please see page 97.

** For other CCT options, Tuneable White (**TW**)  version please contact us. PATENT pending.

Sistema Moto-MultiGimbalo



Body

Motorized pendant mounted system luminaire. The three independent light heads and the luminaire trim are made of cast aluminium.

Sistema Moto-MultiGimbalo Pendant have a length of 1000mm and a width of 249mm. The luminaire is Supplied with ceiling canopy, a pre-installed 1.5m electrical cable and 4x1.5m pendant steel wires.

Two remote controlled DC motors drive the movements of the fixture, which is Tilttable vertically 0-40° in all directions on a dual axis gimbals. The movements of the fixture, as well as the intensity and the colour tuning of the light, are controlled via LaserDim™ remote control or CASAMBI™ application.

Accessories

Linear spread, honeycomb louvre, snoot, visor.
For more information about accessories see page 83.

Finish

Powder coat in black and white colour.

LED sources

COB LED, High Power LED.
CRI: 90 | CCT: 3000K, 4000K.
Other CRI and CCT options, Tuneable White and DimToWarm versions available on request

Optic

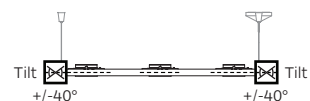
Lens.
Narrow, medium and wide beam angle available.

Driver

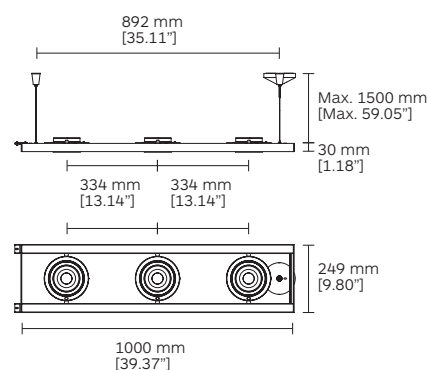
Supplied with integrated dimmable driver.
Motion Control: Casambi, LaserDim.
Dimming Options: Casambi, LaserDim, 0-10V, DALI.

Applications

A elegant and neat design for excellent visual comfort. Ideal for maintaining a minimalist and clean ceiling aesthetic.
Applications areas: retail, hotels, restaurants, hospitals, lobbies, car showrooms.



Sistema Moto-MultiGimbalo



Code ordering example: **M 7 0 6 B C 3 3 - 9 0 3 0 1 5 D L 1 0**

	Product code	Light source code*	>CRI	CCT**	LED power	Nominal lumen	Beam angle (BA°)	Driver Options	Finish
Sistema Moto-MultiGimbalo	M706	BC33	90	30 3000K	3x17W	5802 lm	15 / 24 / 38	DL Laser Dim	10 ■ Black
				40 4000K		6123 lm		DC CASAMBI	11 □ White
		BR21	90	30 3000K	3x21W	5586 lm	07 / 24 / 36	DA DALI Dim	
				40 4000K		5760 lm		D1 0 - 10 Dim	

Notes:

* For complete code ordering information, please see page 97.

For related accessories, please see page 82-83.

** For other CCT options, Tuneable White (TW)  version please contact us. PATENT pending.

Moto-Lineavolo



Body

Motorized pendant mounted luminaire. The light body is made of cast aluminium. Moto-LineaVolo is available in 2 different length: 900mm and 1200mm.

The luminaire is supplied with ceiling base and two pre-installed pendant steel wires inclusive of electrical connection. A remote controlled DC motors regulates the height of the wires between 500mm and 1000mm.

The movements of the fixture, as well as the intensity and the colour tuning of the light, are controlled via CASAMBI™ application.

Accessories

No accessories available

Finish

Anodized coat in gold, natural aluminium, black and white colour.

LED sources

SMD.

CRI: 97 | R9: >90 | CCT: 2700K, 3000K, 3500K, 4000K | 3-Step McAdam.

Other CRI and CCT options available on request.

Optic

Supplied with semi transparent diffuser. Opal white diffuser available on request.

Beam angle: extra wide (120°).

Driver

Inclusive of integrated LaserDim™ or CASAMBI driver.

Diming Options: Scene by CASAMBI.

Applications

LineaVolo blends the line between architectural and decorative. Its motorized version add the flexibility of the MOTOLUX range to the elegance of LineaVolo family.

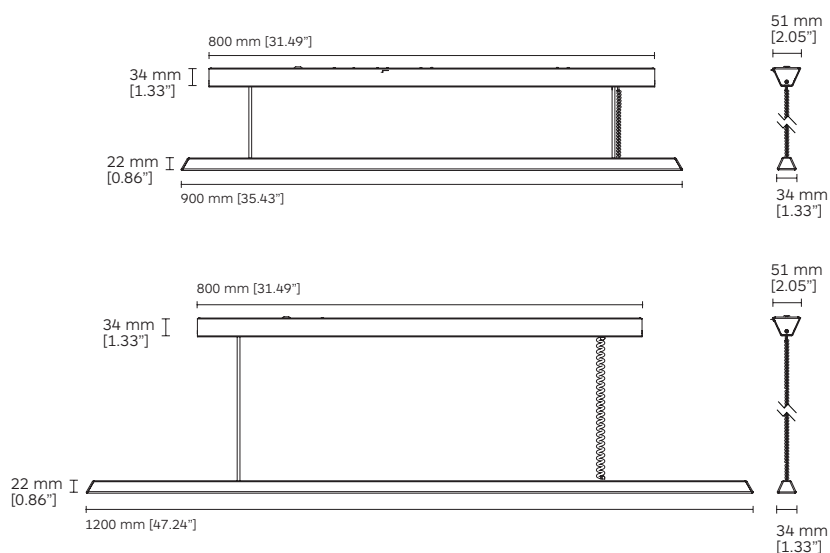

Application Areas: residential, hospitality, restaurants, corridors, offices.

Moto-Lineavolo



Moto-Lineavolo

Pendant



Code ordering example: **M7070900-903000DC10**

	Product code*	Length code	Light Source	>CRI	CCT**	LED Power	Norminal Lumen	Beam angle (BA°)	Driver Options	Finish
Moto-Lineavolo	M707	0900	LED	90	30 3000K	17W	1595 lm	00	DC CASAMBI	10 ■ Black
					40 4000K		1595 lm			11 □ White
		1200				23W	2145 lm			79 ■ Natural Aluminium
							2145 lm			35 ■ Gold


Notes:

* For complete code ordering information, please see page 97.

** For other CCT options, Tuneable White (TW)  version please contact us.

Moto-Gimbalo Terraluce

Recessed & On ground



Body

Motorized outdoor luminaire. Available in two version: ground recessed or on-ground mounted. Luminaire trim is made of stainless steel, internal light head in cast aluminium, on ground version body in painted metal. The fixture, also, included a toughened safety glass, a weatherproof durable silicone gasket and external stainless steel screws.

Two DC motors drive the movements of the fixture, which is tiltable vertically 0-40° in all directions on a dual axis gimbals.

The movements of the fixture, as well as the intensity and the colour tuning of the light, are controlled via CASAMBI™ application.

Accessories

Linear spread, honeycomb louvre.
For more information about accessories see page 83.

Finish

Powder coat in Stainless steel (AISI316).

LED sources

High Power LED, Lumenix Full Spectrum.
CRI: 90 | CCT: 3000K, 4000K, FS.
Other CRI and CCT options, Tuneable White and DimToWarm versions available on request

Optic

Lens.
Narrow, medium and wide beam angle available.

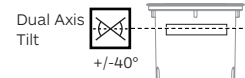
Driver

Supplied with integrated dimmable driver.
Motion Control: Casambi, LaserDim.
Dimming Options: Casambi, LaserDim, 0-10V, DALI.
Colour Tuning: Casambi, DMX.

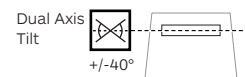
Applications

Neat designed uplighting luminaire perfect to wall wash or highlight outdoor architectural structures or surfaces
Shortlisted at the Lighting Design Awards 2019.
Application areas: facades, parks, golf courses, driveways, sculptures.

Moto-Gimbalo Terraluce
Recessed



Moto-Gimbalo Terraluce
On ground

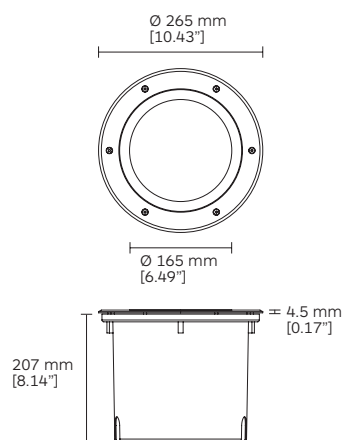


Moto-Gimbalo Terraluce



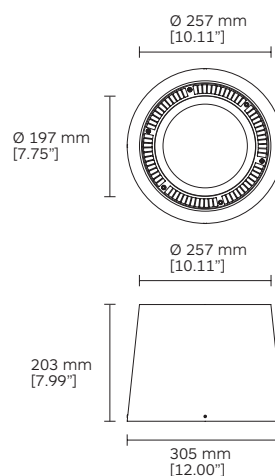
Moto-Gimbalo Terraluce

Recessed



Moto-Gimbalo Terraluce

On ground



Code ordering example: **M301MR21-903007DL84**

	Product code	Light source code*	>CRI	CCT**	LED Power	Norminal Lumen	Beam angle (BA°)	Driver Options	Finish
Moto-Gimbalo Terraluce Recessed	M301	MR21 High Power LED	90	30 3000K	21W	1862 lm	07 / 24 / 36	DL Laser-Dim	84 ■ Stainless Steel
				40 4000K		1920 lm		DC CASAMBI	29 ■ Grey
Moto-Gimbalo Terraluce On ground	M302	BL22 Lumenetix ¹	90	FS Full Spectrum	18W	750 lm	14 / 22 / 36	DA Dali Dim	
								D1 0-10 Dim	
								DX DMX	

Notes:

* For complete code ordering information, please see page 97.

For related accessories, please see page 82-83.

** For other CCT options, Tuneable White (TW) version please contact us.

¹ Tuning range: 1650-8000K. Gradients of saturated colours from 1-100% can be added to colour points within the tuning range.

¹ The values in the nominal lumen are referring to the peak lumen.

PATENTED.

Optical Accessories Track Systems

Optical Accessories



Product / Optical Accessories		Linear Spread Colour 10	Honeycomb Louvre Colour 10	Visor Colour 10	Visor Colour 10	Snoot Colours 10
Low Voltage Track	Moto-Zero Low Voltage 68	2A51	2A54	2A60	/	2A65
	Moto-Zero Low Voltage 100	/	2C70	/	/	/
Track	Moto-Zero Compasso 68					
		2A51	2A54	2A60	/	2A65
	Moto-Zero 66					
	Moto-Zero 100	2A50	2A53	2A64	/	2A59
	Moto-Zero 130	2A49	2A52	2A63	/	2A58
	Moto-Zero Zoom 130	/	2D95	/	/	/

Optical Accessories




Product / Optical Accessories		Linear Spread Colour 10	Honeycomb Louvre Colour 10	Visor Colour 10	Visor Colour 10	Snoot Colours 10
Recessed	Moto-Combo	/	2334	/	/	/
	Moto-Zero In & Out 66	2A51	2A54	2A60	/	2A65
	Moto-Palla In & Out 70		2B95			
	Moto-Palla In & Out 100	/	2B99	/	/	/
	Moto-Palla In & Out 130		2C04			
	Moto-Colosseo 90		2504			
	Moto-Colosseo 120	/	2633	/	/	/
	Moto-Gimbalo 60	2663	2634	/	2A85	2A91
	Moto-Gimbalo 130	2A68	2334	/	2A83	2A89
	Moto-MultiGimbalo 60	2663	2634	2321	/	/
	Moto-MultiGimbalo 130	2598	2334	2327	/	/
Pendant	Sistema Moto-MultiGimbalo	2598	2334	2327	/	/
Outdoor	Moto-Gimbalo Terraluce Recessed					
	Moto-Gimbalo Terraluce On Ground	2598	2334	2327	/	/

Low Voltage Track Options

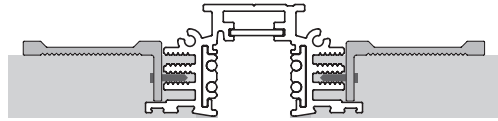
Recessed Trim Track

2ST8 + Art. 9202 Bracket with spring for 2ST8



Recessed Trimless Track

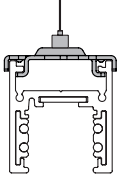
2ST3 + Art. 9201 Bracket for 2ST3 trimless track



Pendant Track

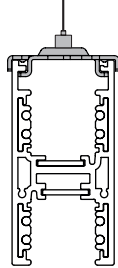
2ST6 +
Pendant
Kits

Art.9226



2ST7 +
Pendant
Kits

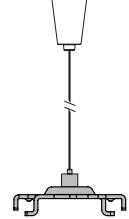
Art.9226



Pendant Kit

Pendant
Kit

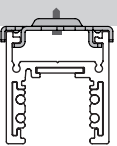
Art. 9226



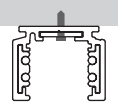
Surface Track

2ST6 +
Surface
Kits

Art.9225



2ST1



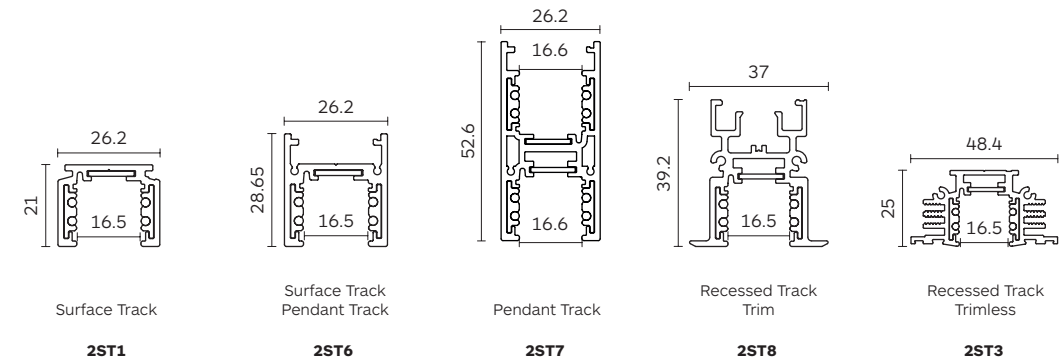
Surface Kit

Surface
Kit



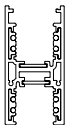


Art. 9225



Low Voltage Track

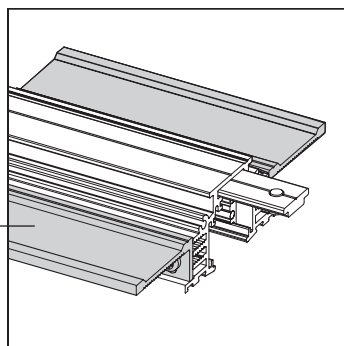
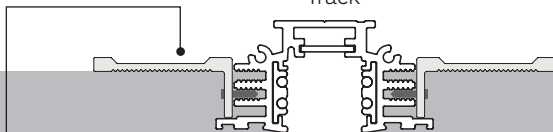


Compatibility

Track Options/ Product name					
	Surface Track 2ST1	Surface Track Pendant Track 2ST6	Pendant Track 2ST7	Recessed Track Trim 2ST8	Recessed Track Trimless 2ST3
			Up & Down		
Moto-Zero Low Voltage	✓	✓	✓ ✓	✓	✓
Moto-Zero Zoom Low Voltage	✓	✓	✓ ✓	✓	✓

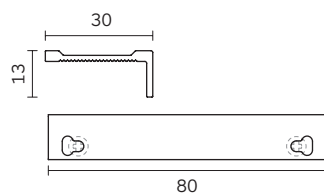
Accessories

Recessed Trimless
Track

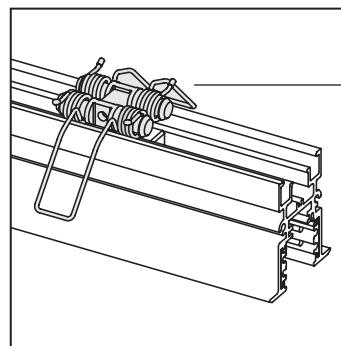
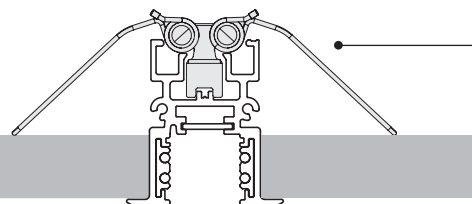


Bracket for 2ST3 Trimless Track

Art. 9201

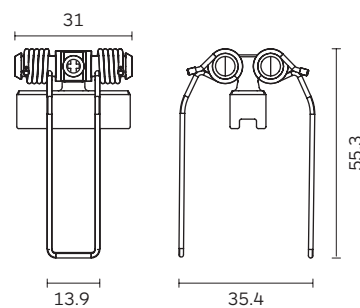


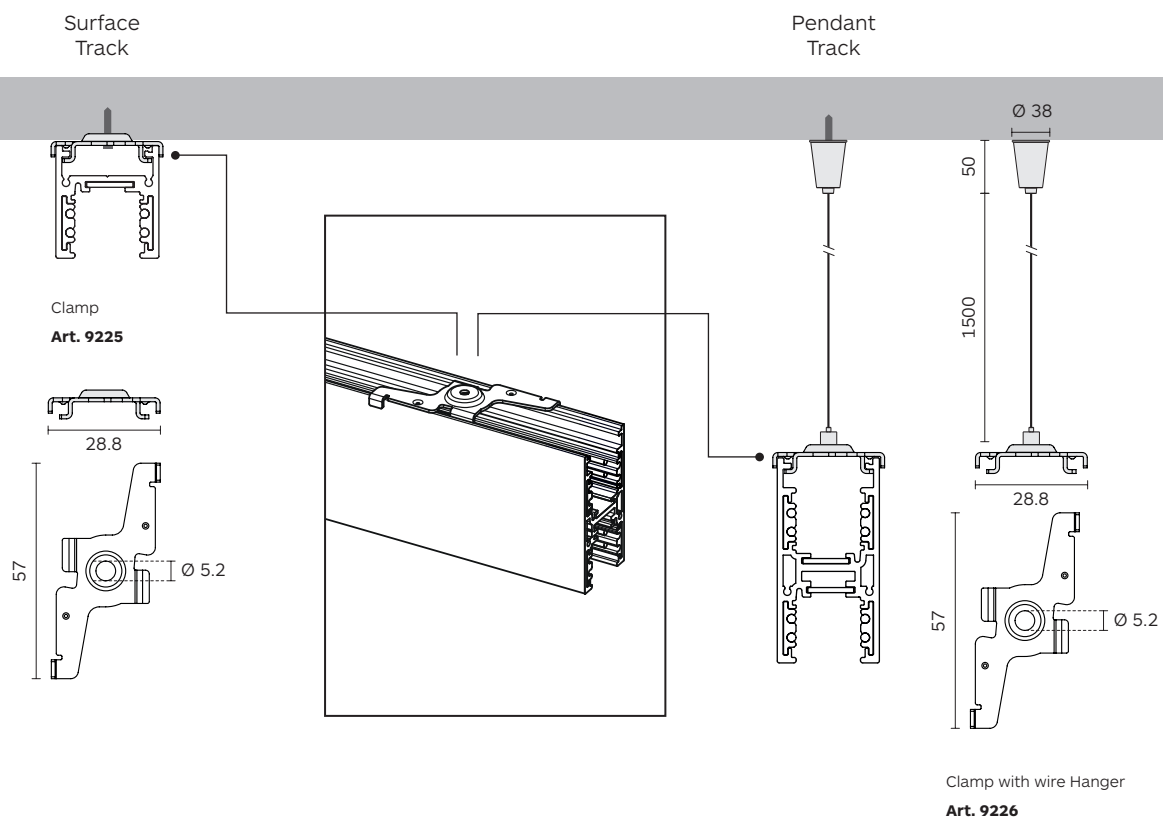
Recessed Trim
Track

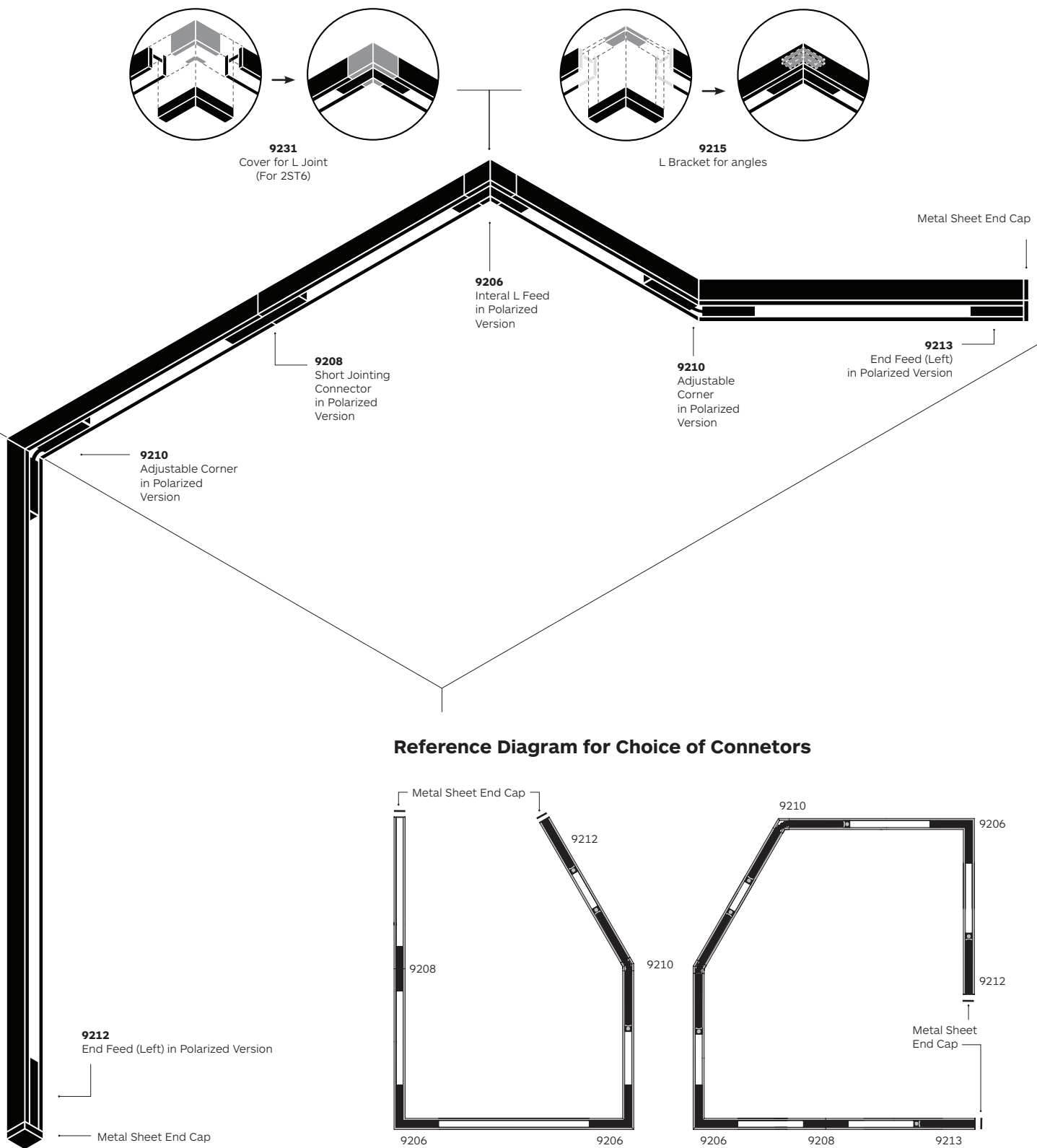


Bracket with Spring for 2ST8

Art. 9202







Installation Components

	9201 Bracket for 2ST3 trimless track	
	9202 Bracket with spring for 2ST8	
	9225 Clamp	
	9226 Clamp with Wire Hanger	

Accessories





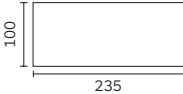



	9206* Internal L feed in Polarized Version	
	9202 Bracket with spring for 2ST8	
	9231 Cover for L Joint (For 2ST6)	
	9216* Metal sheet End Cap for 2ST1	
	9217* Metal sheet End Cap with hole for 2ST1	
	9220* Metal sheet End Cap for 2ST3	
	9223* Metal sheet End Cap for 2ST8	
	9208* Short Jointing connector in Polarized Version	
	9212* End Feed (Left) in Polarized Version	
	9213* End Feed (Right) in Polarized Version	
	9215 L Bracket for angles	
	9221* Metal sheet End Cap for 2ST6	
	9222* Metal sheet End Cap with hole for 2ST6	
	9230* Metal sheet End Cap for 2ST7	

Notes:

* Available in colours 10, 11

Power Supply Options

Power Supply

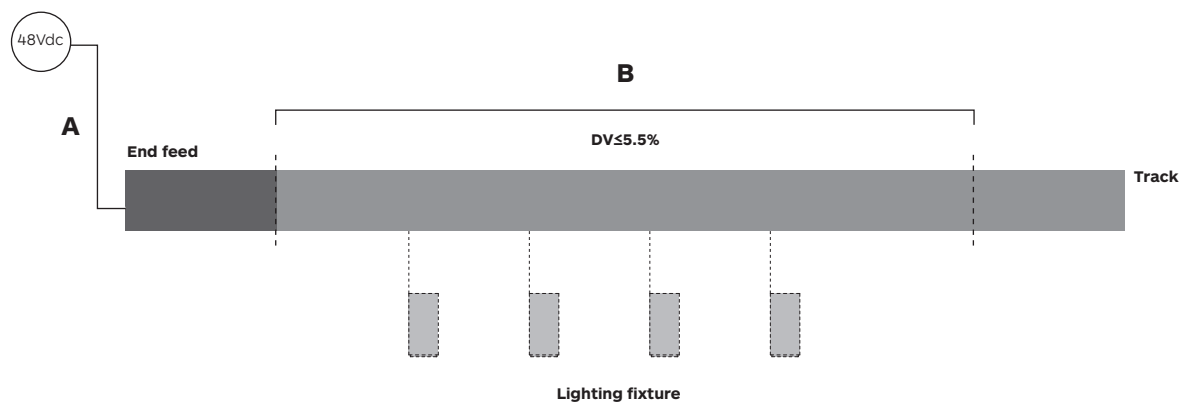
				
	220-240VAC input, 48VDC output 75w power supply for low voltage track	220-240VAC input, 48VDC output 150w power supply for low voltage track	220-240VAC input, 48VDC output 240W, DIN rail power supply unit for low voltage track	220-240VAC input, 48VDC output 480w, DIN rail power supply unit for low voltage track
Code	2E28	2E29	2E30	2E31
Size	100 x 235 x 31	100 x 235 x 31	Max. 63 x 125.2 x 113.5	Max. 85.5 x 125.2 x 128.5
				

Drop Voltage Table

Power Supply (W)	A Distance power supply/feed unit (2x1.5mm ²)			
	5m	10m	20m	30m
	B Track Length with $\Delta v \leq 5.5\%$ (m)			
	(m)	(m)	(m)	(m)
60	50	50	50	50
100	50	50	40	25
150	50	40	20	Not admitted
200	40	30	Not admitted	Not admitted
250	35	20	Not admitted	Not admitted

Information refers to a load equivalent to the power supplied and equally distributed on the relevant length in the table.

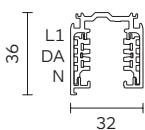
Remote Power Supply



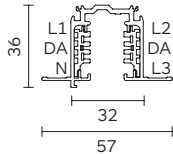
Eurotype Track System with Dali Support



Product Code	Length Code	Length (L)
2D65	1000	1m
2D65	2000	2m
2D65	3000	3m



Product Code	Length Code	Length (L)
2D66	1000	1m
2D66	2000	2m
2D66	3000	3m



Finish
10 ■ Black
11 □ White
75 ■ Grey

Notes: Connection to the 220-250V single-phase mains: 16A overall load, corresponding to 3500/4000 VA over the three circuits.

Features

Three circuit main-voltage track system with Data Bus.

Track in extruded aluminium fitted with four 16A rolled copper conductors and 2 conductors for Data signal housed in extruded insulated black thermoplastic.

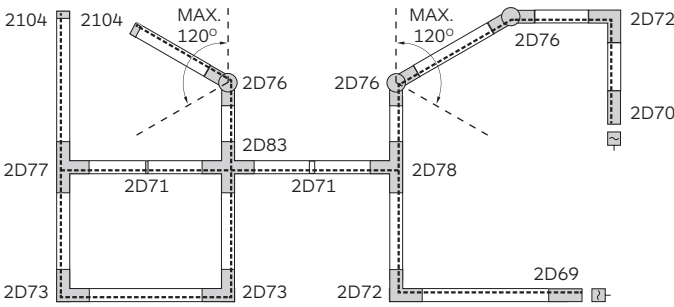
Equipped with three separately controllable current circuit.

Completed of a vast range of accessories to fit to the needs of any specific project.

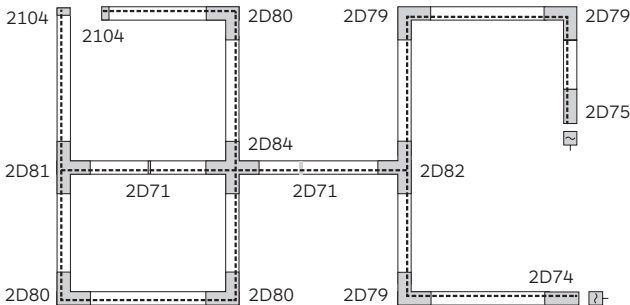


- The drawing is Reflected Ceiling View.
- Directive Lug on the back of connectors.

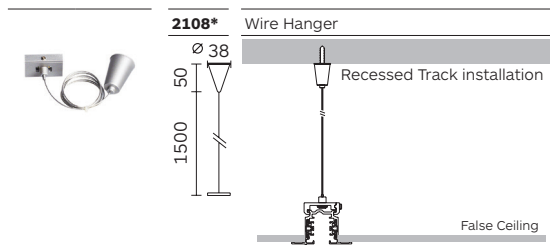
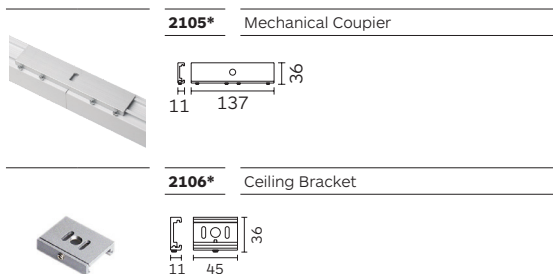
Reference Diagram for Choice of Connetors (Surface Mounted Track)



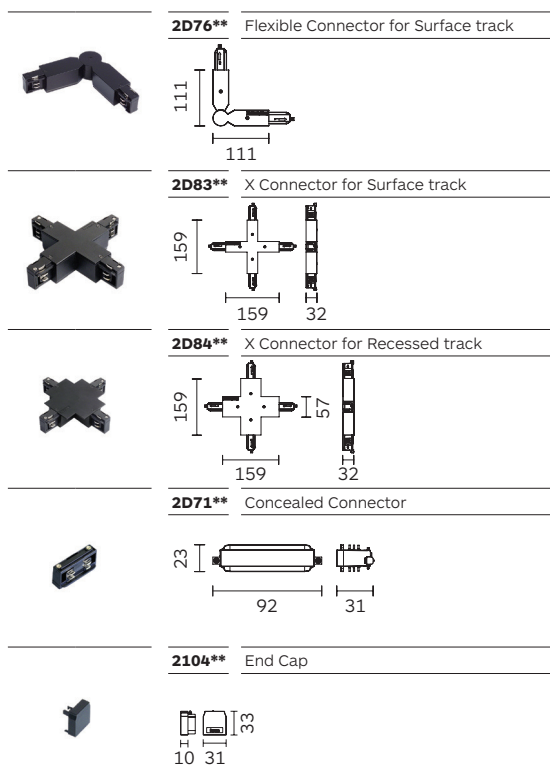
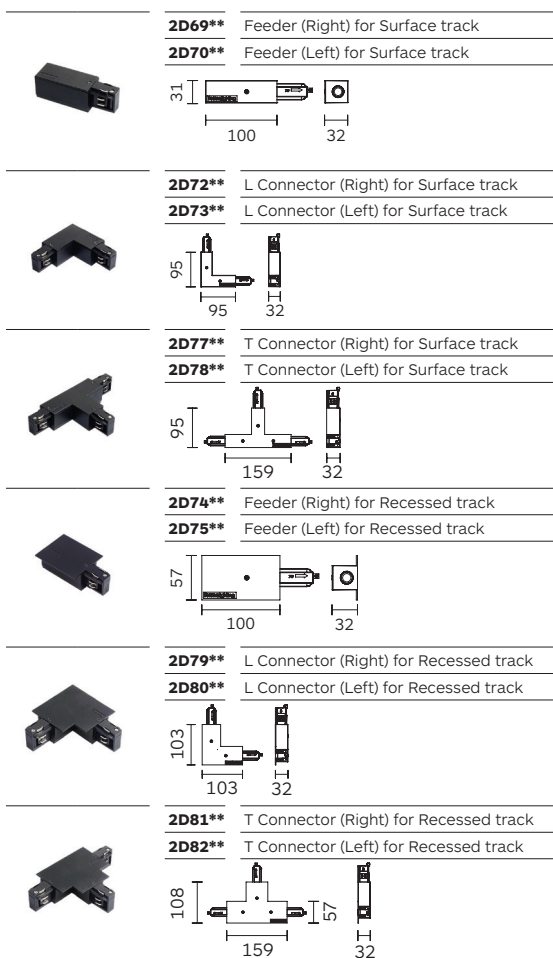
Reference Diagram for Choice of Connetors (Flanged Recessed Track)



Installation Components



Accessories



Notes:

* Available in colours 10, 11, 75.

** Available in colours 10 & 11.

Symbols & Icons
Code system
Global presence

Symbols & Icons

Trim Round	
Trim Square	
Trimless Round	
Trimless Square	
Round ceiling cut	
Square ceiling cut	
Zoom	
<p>The CE mark signifies that a product conforms with the relevant ECC directives requirements. The CE marking is compulsory to indicate LVD and EMC conformity.</p> <p>The CE mark is also a self certification that the manufacturer claims that the product is safe. The value of such claim is directly related to the case of FormaLighting: All products are designed, developed, manufactured under the scope of ISO 9001 quality systems.</p> <p>All formaLighting products are tested in Europe and certified by an independent laboratory that is registered and audited by an approved European testing authority.</p>	
<p>Others third party product approvals</p> <p>Our products include electrical and electronic components that carry other world wide Test House approvals such as those shown:</p>	
CLASS I Luminaires of insulation Class I - with earth connector.	
CLASS II Luminaires of insulation Class II - With safety isolation, this means the tension conduction element are protected by additional isolation. The isolation of an earth wire it is not necessary and the connection to it is not allowed.	
CLASS III Luminaires of insulation Class III - designed for operation of protected low voltage supplied (>42V).	
Passes the 850C glow wire test in accordance with ICE 695-2-1.	
Degree of Ingress Protection*	

Recyclable	
Dim2Warm	
Tuneable White	
RGB / W	
CASAMBI	

IP__ Degree of Ingress Protection

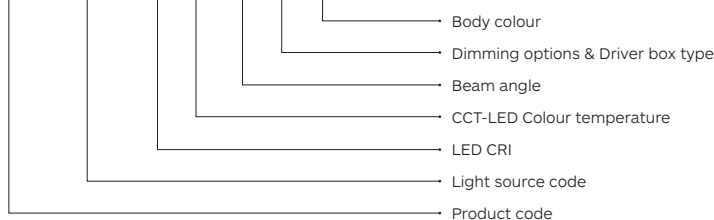
1st Number	Protection Against Dust and Solid Objects	2nd Number	Protection Against Moisture and Liquids
0	No-Protection	0	No-Protection
1	Protection against solid objects > 50 mm	1	Protection against dripping water
2	Protection against solid objects > 12 mm	2	Protection against dripping water tilted > 15 deg
3	Protection against solid objects > 2.5 mm	3	Protection against spraying water > 30 deg
4	Protection against solid objects > 1 mm	4	Protection against spraying water
5	Dust - protected	5	Protection against water jet
6	Dust - tight	6	Protection against waves
		7	Protection against the effects of immersion
		8	Protection against submersion

LEDs in formalighting Luminaires

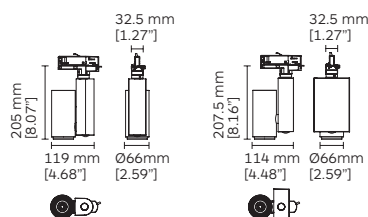
Lumenetix
Citizen
Cree
Luminus
Osram
Nichia

Code system

Code ordering example: **M 6 2 1 | I C 3 2 - 9 0 3 0 1 5 | D L 1 0**



Dimming options	Driver box type options	
	Type D	Type S
	Laser Dim	
	CASAMBI	
	DMX	
	Dali	
	0 - 10 Dim	
	DL	
	DC	
	DX	SX
		SA
	D1	



LED CRI

90	CRI > 90
95	CRI > 95

Driver Options

DL	Laser Dim
DC	CASAMBI
DX	SX DMX
	SA Dali Dim
D1	0 - 10 Dim

CCT-LED Colour temperature

27	Warm White 2700K
30	Warm White 3000K
40	Neutral White 4000K
DW	Dim2Warm™ 1800-3000K
TW	Tuneable White™ 2700K - 6500K
FS	Full Spectrum

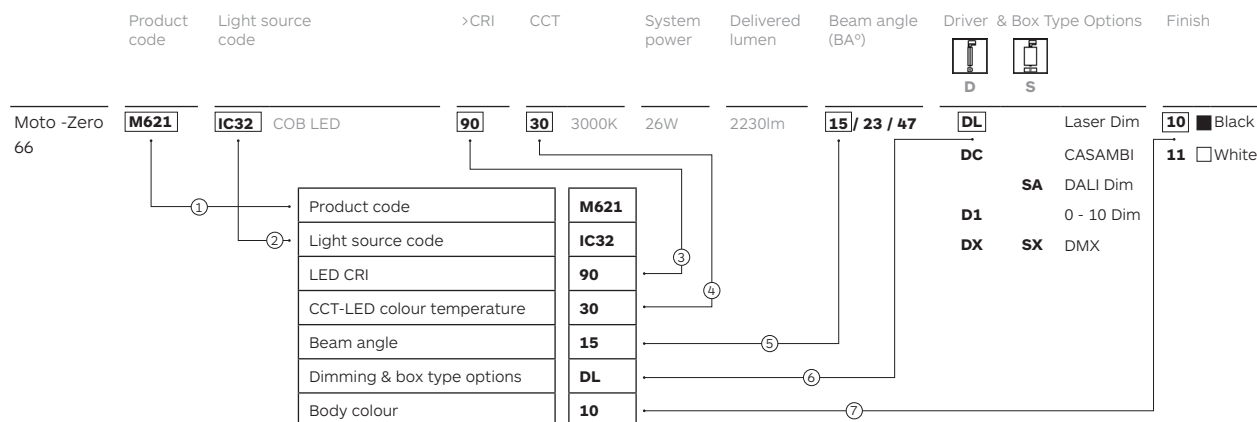
Body Colour

10	Black (RAL 9004)
11	White (RAL 9003)
*17	Black (RAL 9004) / White (RAL 9003) (B&W)
27	Chrome Polished
35	Gold
75	Grey (RAL 9006)
29	Grey (for Outdoor use)
84	Stainless steel

Notes:

***17:** white light body with black integrated louvre. For black body with white integrated louvre consult us.

How to order



All dimensions in the catalogue in mm & inches

Global presence

Celebrating 50 years of vision, dedication and innovation, Formalighting's versatile and high-quality product offerings extends internationally via our headquarters in Hong Kong, London, Milan, Shanghai and the USA.

Our well chosen and selected partners as well as our affiliated international offices broaden our global presence further in markets such as Australia, Japan, South East Asia, India and the Middle East.

Through our commitment to growth and investment within formalighting's professional team, infrastructure and product ranges, we are able to provide increasing service to our global retail and hospitality clients as well as lighting designers and specifiers strengthening our position as a leading international supplier of innovative architectural lighting solutions and systems.

With 50 years' experience in designing and manufacturing architectural lighting, formalighting's comprehensive portfolio offers a competitive range of European designed and expertly engineered products that carry CB, CE, CCC and UL certifications.

Furthermore formalighting's latest award-winning motorized range of track, pendant, and recessed fixtures, featuring remote-controlled adjustable pan and tilt, dim, dim to warm, tuneable white and beam shaping lens, are available worldwide incorporating the latest, most advanced lighting technologies.

Headquarters

Europe / Milan

Tel (+39) 02 9354 0300

Fax (+39) 02 9343 5117

E- mail formaitalia@formalighting.it

Asia / Hong Kong

Tel (+ 852) 2516 6500

Fax (+ 852) 2516 6525

E- mail forma@forma.com.hk

USA / New York

Tel (+ 1) 470 419 4003

E- mail info.us@formalighting.com

Formalighting is constantly developing and improving its products therefore all information, drawings illustrations, specifications, photometric values in this catalogue are indicative and shall not form part of any commitment to our company that reserve the right to change specifications without prior notification or public announcement. Technical information on the installation-instruction has precedence over the information in the catalogue. Our general terms and conditions shall apply notwithstanding any stipulation on the contrary to all the orders and agreement with formalighting. You can obtain a copy of these conditions on demand.

Publication date: June 2020
©Copyright formalighting

With thank to all contributors for the realization of this catalogue

Designed by formalighting Graphic Design Department

No part of this catalogue may be copied without written authorization of formalighting

formalighting

HONG KONG

-

LONDON

-

MILAN

-

SHANGHAI

-

NEW YORK